

ISSN 2518-170X (Online),
ISSN 2224-5278 (Print)

ҚАЗАҚСТАН РЕСПУБЛИКАСЫ
ҰЛТТЫҚ ҒЫЛЫМ АКАДЕМИЯСЫНЫҢ
Satbayev University

Х А Б А Р Л А Р Ы

ИЗВЕСТИЯ

НАЦИОНАЛЬНОЙ АКАДЕМИИ НАУК
РЕСПУБЛИКИ КАЗАХСТАН
Satbayev University

NEWS

OF THE ACADEMY OF SCIENCES
OF THE REPUBLIC OF KAZAKHSTAN
Satbayev University

**SERIES
OF GEOLOGY AND TECHNICAL SCIENCES**

3 (441)

MAY – JUNE 2020

THE JOURNAL WAS FOUNDED IN 1940

PUBLISHED 6 TIMES A YEAR

ALMATY, NAS RK

NAS RK is pleased to announce that News of NAS RK. Series of geology and technical sciences scientific journal has been accepted for indexing in the Emerging Sources Citation Index, a new edition of Web of Science. Content in this index is under consideration by Clarivate Analytics to be accepted in the Science Citation Index Expanded, the Social Sciences Citation Index, and the Arts & Humanities Citation Index. The quality and depth of content Web of Science offers to researchers, authors, publishers, and institutions sets it apart from other research databases. The inclusion of News of NAS RK. Series of geology and technical sciences in the Emerging Sources Citation Index demonstrates our dedication to providing the most relevant and influential content of geology and engineering sciences to our community.

Қазақстан Республикасы Ұлттық ғылым академиясы "ҚР ҰҒА Хабарлары. Геология және техникалық ғылымдар сериясы" ғылыми журналының Web of Science-тің жаңаланған нұсқасы Emerging Sources Citation Index-те индекстелуге қабылданғанын хабарлайды. Бұл индекстелу барысында Clarivate Analytics компаниясы журналды одан әрі the Science Citation Index Expanded, the Social Sciences Citation Index және the Arts & Humanities Citation Index-ке қабылдау мәселесін қарастыруда. Web of Science зерттеушілер, авторлар, баспашылар мен мекемелерге контент тереңдігі мен сапасын ұсынады. ҚР ҰҒА Хабарлары. Геология және техникалық ғылымдар сериясы Emerging Sources Citation Index-ке енуі біздің қоғамдастық үшін ең өзекті және беделді геология және техникалық ғылымдар бойынша контентке адалдығымызды білдіреді.

НАН РК сообщает, что научный журнал «Известия НАН РК. Серия геологии и технических наук» был принят для индексирования в Emerging Sources Citation Index, обновленной версии Web of Science. Содержание в этом индексировании находится в стадии рассмотрения компанией Clarivate Analytics для дальнейшего принятия журнала в the Science Citation Index Expanded, the Social Sciences Citation Index и the Arts & Humanities Citation Index. Web of Science предлагает качество и глубину контента для исследователей, авторов, издателей и учреждений. Включение Известия НАН РК. Серия геологии и технических наук в Emerging Sources Citation Index демонстрирует нашу приверженность к наиболее актуальному и влиятельному контенту по геологии и техническим наукам для нашего сообщества.

Б а с р е д а к т о р ы
э. ғ. д., профессор, ҚР ҰҒА академигі

И.К. Бейсембетов

Бас редакторының орынбасары

Жолтаев Г.Ж. проф., геол.-мин. ғ. докторы

Р е д а к ц и я а л қ а с ы:

Абаканов Т.Д. проф. (Қазақстан)
Абишева З.С. проф., академик (Қазақстан)
Агабеков В.Е. академик (Беларусь)
Алиев Т. проф., академик (Әзірбайжан)
Бакиров А.Б. проф., (Қырғызстан)
Беспаев Х.А. проф. (Қазақстан)
Бишимбаев В.К. проф., академик (Қазақстан)
Буктуков Н.С. проф., академик (Қазақстан)
Булат А.Ф. проф., академик (Украина)
Ганиев И.Н. проф., академик (Тәжікстан)
Грэвис Р.М. проф. (АҚШ)
Ерғалиев Г.К. проф., академик (Қазақстан)
Жуков Н.М. проф. (Қазақстан)
Кенжалиев Б.К. проф. (Қазақстан)
Қожахметов С.М. проф., академик (Қазақстан)
Конторович А.Э. проф., академик (Ресей)
Курскеев А.К. проф., академик (Қазақстан)
Курчавов А.М. проф., (Ресей)
Медеу А.Р. проф., академик (Қазақстан)
Мұхамеджанов М.А. проф., корр.-мүшесі (Қазақстан)
Нигматова С.А. проф. (Қазақстан)
Оздоев С.М. проф., академик (Қазақстан)
Постолатий В. проф., академик (Молдова)
Ракишев Б.Р. проф., академик (Қазақстан)
Сейтов Н.С. проф., корр.-мүшесі (Қазақстан)
Сейтмуратова Э.Ю. проф., корр.-мүшесі (Қазақстан)
Степанец В.Г. проф., (Германия)
Хамфери Дж.Д. проф. (АҚШ)
Штейнер М. проф. (Германия)

«ҚР ҰҒА Хабарлары. Геология және техникалық ғылымдар сериясы».

ISSN 2518-170X (Online),

ISSN 2224-5278 (Print)

Меншіктенуші: «Қазақстан Республикасының Ұлттық ғылым академиясы» РҚБ (Алматы қ.).

Қазақстан республикасының Мәдениет пен ақпарат министрлігінің Ақпарат және мұрағат комитетінде 30.04.2010 ж. берілген №10892-Ж мерзімдік басылым тіркеуіне қойылу туралы куәлік.

Мерзімділігі: жылына 6 рет.

Тиражы: 300 дана.

Редакцияның мекенжайы: 050010, Алматы қ., Шевченко көш., 28, 219 бөл., 220, тел.: 272-13-19, 272-13-18,
<http://www.geolog-technical.kz/index.php/en/>

© Қазақстан Республикасының Ұлттық ғылым академиясы, 2020

Редакцияның Қазақстан, 050010, Алматы қ., Қабанбай батыр көш., 69а.

мекенжайы: Қ. И. Сәтбаев атындағы геология ғылымдар институты, 334 бөлме. Тел.: 291-59-38.

Типографияның мекенжайы: «NurNaz GRACE», Алматы қ., Рысқұлов көш., 103.

Г л а в н ы й р е д а к т о р
д. э. н., профессор, академик НАН РК

И. К. Бейсембетов

Заместитель главного редактора

Жолтаев Г.Ж. проф., доктор геол.-мин. наук

Р е д а к ц и о н н а я к о л л е г и я:

Абаканов Т.Д. проф. (Казахстан)
Абишева З.С. проф., академик (Казахстан)
Агабеков В.Е. академик (Беларусь)
Алиев Т. проф., академик (Азербайджан)
Бакиров А.Б. проф., (Кыргызстан)
Беспаяев Х.А. проф. (Казахстан)
Бишимбаев В.К. проф., академик (Казахстан)
Буктуков Н.С. проф., академик (Казахстан)
Булат А.Ф. проф., академик (Украина)
Ганиев И.Н. проф., академик (Таджикистан)
Грэвис Р.М. проф. (США)
Ергалиев Г.К. проф., академик (Казахстан)
Жуков Н.М. проф. (Казахстан)
Кенжалиев Б.К. проф. (Казахстан)
Кожаметов С.М. проф., академик (Казахстан)
Конторович А.Э. проф., академик (Россия)
Курскеев А.К. проф., академик (Казахстан)
Курчавов А.М. проф., (Россия)
Медеу А.Р. проф., академик (Казахстан)
Мухамеджанов М.А. проф., чл.-корр. (Казахстан)
Нигматова С.А. проф. (Казахстан)
Оздоев С.М. проф., академик (Казахстан)
Постолатий В. проф., академик (Молдова)
Ракишев Б.Р. проф., академик (Казахстан)
Сейтов Н.С. проф., чл.-корр. (Казахстан)
Сейтмуратова Э.Ю. проф., чл.-корр. (Казахстан)
Степанец В.Г. проф., (Германия)
Хамфери Дж.Д. проф. (США)
Штейнер М. проф. (Германия)

«Известия НАН РК. Серия геологии и технических наук».

ISSN 2518-170X (Online),

ISSN 2224-5278 (Print)

Собственник: Республиканское общественное объединение «Национальная академия наук Республики Казахстан (г. Алматы).

Свидетельство о постановке на учет периодического печатного издания в Комитете информации и архивов Министерства культуры и информации Республики Казахстан №10892-Ж, выданное 30.04.2010 г.

Периодичность: 6 раз в год.

Тираж: 300 экземпляров.

Адрес редакции: 050010, г. Алматы, ул. Шевченко, 28, ком. 219, 220, тел.: 272-13-19, 272-13-18,
<http://www.geolog-technical.kz/index.php/en/>

© Национальная академия наук Республики Казахстан, 2020

Адрес редакции: Казахстан, 050010, г. Алматы, ул. Кабанбай батыра, 69а.

Институт геологических наук им. К. И. Сатпаева, комната 334. Тел.: 291-59-38.

Адрес типографии: «NurNaz GRACE», г. Алматы, ул. Рыскулова, 103.

E d i t o r i n c h i e f

doctor of Economics, professor, academician of NAS RK

I. K. Beisembetov

Deputy editor in chief

Zholtayev G.Zh. prof., dr. geol-min. sc.

E d i t o r i a l b o a r d:

Abakanov T.D. prof. (Kazakhstan)
Abisheva Z.S. prof., academician (Kazakhstan)
Agabekov V.Ye. academician (Belarus)
Aliyev T. prof., academician (Azerbaijan)
Bakirov A.B. prof., (Kyrgyzstan)
Bespayev Kh.A. prof. (Kazakhstan)
Bishimbayev V.K. prof., academician (Kazakhstan)
Buktukov N.S. prof., academician (Kazakhstan)
Bulat A.F. prof., academician (Ukraine)
Ganiyev I.N. prof., academician (Tadjikistan)
Gravis R.M. prof. (USA)
Yergaliev G.K. prof., academician (Kazakhstan)
Zhukov N.M. prof. (Kazakhstan)
Kenzhaliyev B.K. prof. (Kazakhstan)
Kozhakhmetov S.M. prof., academician (Kazakhstan)
Kontorovich A.Ye. prof., academician (Russia)
Kurskeyev A.K. prof., academician (Kazakhstan)
Kurchavov A.M. prof., (Russia)
Medeu A.R. prof., academician (Kazakhstan)
Muhamedzhanov M.A. prof., corr. member. (Kazakhstan)
Nigmatova S.A. prof. (Kazakhstan)
Ozdoyev S.M. prof., academician (Kazakhstan)
Postolatii V. prof., academician (Moldova)
Rakishev B.R. prof., academician (Kazakhstan)
Seitov N.S. prof., corr. member. (Kazakhstan)
Seitmuratova Ye.U. prof., corr. member. (Kazakhstan)
Stepanets V.G. prof., (Germany)
Humphery G.D. prof. (USA)
Steiner M. prof. (Germany)

News of the National Academy of Sciences of the Republic of Kazakhstan. Series of geology and technology sciences.

ISSN 2518-170X (Online),

ISSN 2224-5278 (Print)

Owner: RPA "National Academy of Sciences of the Republic of Kazakhstan" (Almaty).

The certificate of registration of a periodic printed publication in the Committee of information and archives of the Ministry of culture and information of the Republic of Kazakhstan N 10892-Ж, issued 30.04.2010.

Periodicity: 6 times a year.

Circulation: 300 copies.

Editorial address: 28, Shevchenko str., of. 219, 220, Almaty, 050010, tel. 272-13-19, 272-13-18,

<http://www.geolog-technical.kz/index.php/en/>

© National Academy of Sciences of the Republic of Kazakhstan, 2020

Editorial address: Institute of Geological Sciences named after K.I. Satpayev
69a, Kabanbai batyr str., of. 334, Almaty, 050010, Kazakhstan, tel.: 291-59-38.

Address of printing house: «NurNaz GRACE», 103, Ryskulov str, Almaty.

NEWS

OF THE NATIONAL ACADEMY OF SCIENCES OF THE REPUBLIC OF KAZAKHSTAN

SERIES OF GEOLOGY AND TECHNICAL SCIENCES

ISSN 2224-5278

Volume 3, Number 441 (2020), 126 – 132

<https://doi.org/10.32014/2020.2518-170X.63>

UDC 541.13:661.691.1

A. Bayeshov¹, A. K. Bayeshova², U. A. Abduvaliyeva¹, Yu. P. Zaikov³

¹Institute of Fuel, Catalysis and Electrochemistry named after D. V. Sokolskiy, Almaty, Kazakhstan;

²Al-Farabi Kazakh National University, Almaty, Kazakhstan;

³Ural Federal University, Yekaterinburg, Russia.

E-mail: bayeshov@mail.ru, azhar.baeshova@kaznu.kz,

abdumida14@gmail.com, i.p.zaikov@urfu.ru

**FORMATION OF SELENIUM POWDER AT REDUCTION
OF SELENITE IONS IN HYDROCHLORIC ACID SOLUTION
ON THE SURFACE OF COPPER ANODE**

Abstract. The article shows the possibility of reduction of selenite ions in the presence of copper (II) ions with the formation of dispersed selenium powders. The effect of the concentration of hydrochloric acid, copper (II) ions, the current density at the copper anode and the solution temperature on the current efficiency (CE) of the formation of selenium powder has been studied. The current efficiency of selenium powder was calculated by the weight of the powder formed. It was found that with increase in concentration of copper (II) ions and the solution temperature, the current efficiency of the formation of elemental selenium in the form of a powder increases. It was shown that at the current density below 75 A/m², the current efficiency of selenium powder exceeds 100%. Previous studies have shown that titanium (IV) ions cannot be used in the recovery of selenite ions. Using an electron microscope, micrographs of selenium powder were obtained. They indicate the formation of a finely dispersed selenium powder of spherical shape with an average particle size of 0.252 μm.

Key words: electrochemistry, selenium powder, selenite ion, copper (II) chloride, reduction, electrolysis, current density, hydrochloric acid.

Selenium powders have various applications, for example, 23.9% in the metallurgy of ferrous and non-ferrous metals. Thus, the presence of a small amount (0.2-0.3%) contributes to production of fine-grained structure in cast steel, freeing it from casting defects and giving good ductility. The additive of selenium to certain grades of stainless steel improves their ability to be machined. In magnesium-manganese alloys, an admixture of 0.5-3% selenium increases the corrosion resistance. Another field of application of powdered selenium is the glass and ceramic industries (25.7%). A small additive gives the glass a different beautiful color. In an elementary colloidal form, selenium stains glass (depending on the added amounts) from pink to red-orange and dark red. Glass thus painted is widely used for light signaling in the form of light filters. The composition of black glass, which has the best light absorbing properties, includes 0.6% Se and 0.1% CoC₃. Thus, the glass, ceramic and chemical industries, as well as electronics, have been the main consumers of selenium for a long time [1-3].

A method for producing powdered selenium, which was previously used in industry, based on the recovery of selenite ions (SeO₃²⁻) is known [4]. As a reducing agent the sulfur dioxide (SO₂) is used, which reduces selenite ion by the reaction:



The disadvantage of this method is that the use of toxic sulfur dioxide in the reduction process complicates the process, since a number of problems arise during its production and storage, in addition, special sealed equipment is required that ensures maximum allowable concentration in working rooms of no more than 0.02 mg/l. In this regard, this method is not used in industry.

The most efficient are electrochemical methods for producing selenium from industrial products. In this regard, a number of scientific research is devoted to the study of the electrochemical behavior of selenium and its compounds [1, 5-15].

This paper [16] shows the possibility of producing selenium powder upon polarization by a cathodic impulse current of selenite ions (SeO_3^{2-}), in which the selenium oxidation rate is “plus four”. It was shown that in a sulfuric acid solution at a cathodic current density of 100–2500 A/m², selenium powders with average particle sizes of 7–16 μm are formed. It was found that cathodic reduction of selenium proceeds according to the reaction:



It is also shown that at high cathodic current densities, the formed selenium powders interact with atomic hydrogen and, as a consequence, there is co-formation of toxic gas - hydrogen selenide:



We previously showed that it is possible to reduce selenate ions, in other words, anions in which selenium is in the oxidation rate of “plus six” – (SeO_4^{2-}), in the presence of Ti^{4+} ions and copper (II) [1,13,18]. The possibility of electrocatalytic reduction of selenate ions on a lead electrode was also established [17].

Our preliminary studies showed that Ti^{4+} ions cannot be used in the reduction of selenite ions, because interacting with each other, they form an insoluble compound - titanium selenite, with the approximate composition $4\text{TiO}_2\text{SeO}_3 \cdot 13\text{H}_2\text{O}$ or TiO_2SeO_3 , which precipitates.

The purpose of our work is to produce finely dispersed powders of selenium by reducing selenium (IV) using cuprous copper ions formed in hydrochloric acid solutions at anodic polarization.

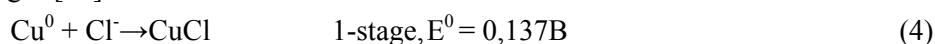
Experimental technique. The experiments were carried out in a thermostatically-controlled electrolyzer with a volume of 100 ml, the electrode spaces were separated by an MA-40 anion exchange membrane. A copper plate (99.99%) was used as the anode, and VT-1 titanium was used as the cathode. The following reagents were used: selenium (IV) oxide of chemically pure grade, copper (II) chloride – pure grade. The composition of the initial electrolyte: hydrochloric acid, copper (II) chloride and selenite ions. The effect of the concentrations of hydrochloric acid and copper (II) ions, the current density at the copper anode and the solution temperature on the current efficiency of the formation of selenium powder has been studied. The current efficiency of selenium powder was calculated by the weight of the powder formed.

Results and their discussion. We believe that if certain metals, under certain conditions (i.e., in solutions), dissolve anodically to form their lower oxidation ions, which are the reducers of selenite ions, due to the formation of a redox system with a negative potential relative to the Se(IV)-Se system, then the selenite ion should be reduced to the elemental state on the surface of this metal.

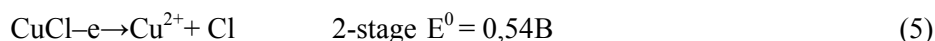
To establish the correctness of this idea, we conducted preliminary studies on the recovery of selenite ions on the surface of a copper anode in a hydrochloric acid solution. The results of the experiments clearly showed that in this case, the reduction of selenite ions on the surface of the copper anode occurs with the formation of elemental selenium in the form of a dispersed powder.

The reason for this is that the standard potential (E^0) of the Cu (I) - Cu (II) redox system in the hydrochloric acid solution is -0.54 V, and the potential of the Se-Se (IV) system is 0.77 V (as is known from the reference guide [19]), i.e. the standard potential of the first system has a more negative value compared to the value of the second one. In this regard, copper ions Cu^+ reduce selenite ions to form elemental selenium, while they themselves are oxidized to Cu^{2+} .

In theoretical terms, the anodic oxidation of copper in a chloride solution, i.e. in a solution of sodium chloride proceeds in two stages [20]:



further



At low current densities, copper is ionized only to form copper (I) ions. Besides, in this case there is a reaction of disproportionation, i.e. a copper electrode interacts with copper (II) ions to form copper (I) chloride:



Copper (I) chloride is very soluble in hydrochloric acid solution to form copper (I) ions and chlorine.

The copper (I) ions formed by the reactions (4) and (6), according to the potentials of the above redox systems Cu(I)-Cu(II) and Se-Se(IV), will instantly enter into the chemical reaction of reduction (7) on the surface of the copper anode, since the equilibrium constant (K-value) of this reaction is 10^{15} and the reaction equilibrium is strongly shifted to the right.



It may be noted that the ions in the solution, as well as copper (II) ions formed by the reaction (7) at low cathodic current densities, are also reduced only to copper (I) by the reaction:



The Cu^+ ions formed on the cathode surface as well may participate in the reduction of selenite ions to elemental powdered selenium by the reaction (7). But in this study, we have established the patterns of formation of selenium powder only in the anode space.

As can be seen in figure 1, an increase in the concentration of hydrochloric acid first leads to a sharp increase in the current efficiency of selenium powder formation. This effect of hydrochloric acid is due to the fact that, with an increase in its concentration, the stability of copper (I) ions - reducing agent increases, and in this regard, the ionization rate of the copper electrode in the first stage increases, as well as the process of formation of selenium powder by chemical reaction (7). On the other hand, the formed copper (I) ions bind in a complex with chlorine ions of the CuCl_n^{n-} type, where the "n" number increases with increasing concentration of hydrochloric acid and, accordingly, this leads to a decrease in the reducibility of cuproions according to the reaction (7). All this in total leads to a more delayed increase in the CE of the formation of selenium powder.

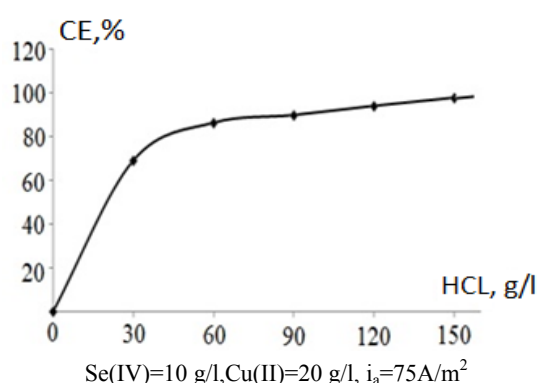


Figure 1 – Reduction of selenite ions to form selenium powder depending on the concentration of hydrochloric acid

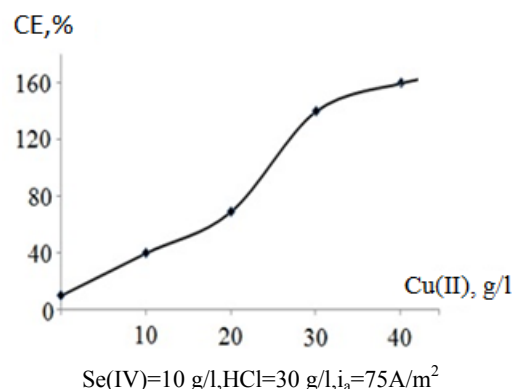


Figure 2 – Reduction of selenite ions to form selenium powder depending on the concentration of copper (II) ions

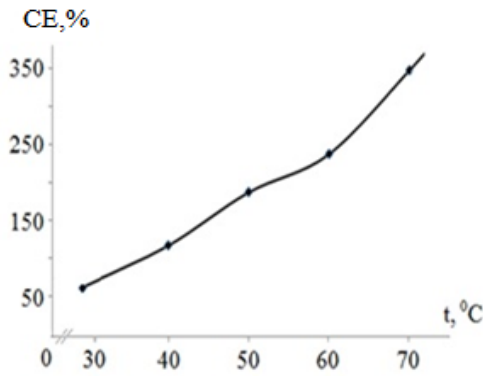
Increase in the concentration of copper (II) ions in solution leads to a proportional increase in the current efficiency of selenium powder formation (figure 2). This is due to the formation of additional amounts of copper (I) ions due to the well-known chemical reaction (6). As can be seen in figure 2, with an increase in the concentration of copper (II) ions, the rate of formation of copper (I) ions increases.

Besides, in this case, the fraction of copper ionization reaction in the first stage increases, i.e. mainly to form copper (I) ions. Additional experiments showed that in the absence of copper (II) ions in solution, the reduction of selenite ions proceeds with a low current efficiency (CE does not exceed 10%).

As the solution temperature rises, the current efficiency of powder formation sharply increases (figure 3), which is due to an increase in the rate of formation of copper (I) ions by the chemical reaction of re-disproportionation (9).

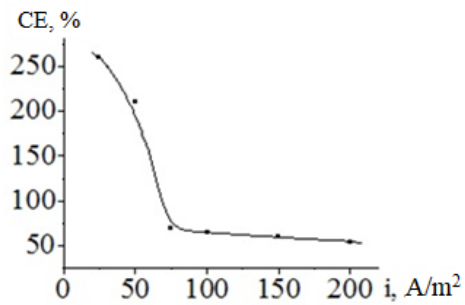
Using the Arrhenius dependence, the apparent activation energy of 38.5 kJ/mol was calculated, which is typical for processes with a mixed diffusion-kinetic nature.

With an increase in the current density at the copper electrode, a decrease in the CE of the formation of selenium powder is observed (figure 4).



Se(IV) = 10 g/l, HCl = 30 g/l, Cu(II) = 20 g/l, $i_a = 75 \text{ A/m}^2$

Figure 3 – Reduction of selenite ions to form selenium powder depending on the temperature of the electrolyte



Se(IV) = 10 g/l, HCl = 30 g/l, Cu(II) = 20 g/l


Figure 4 – Reduction of selenite ions to form selenium powder depending on the current density

This is due to the fact that, with an increase in the anode current density, according to the Tafel equation, the electrode potential shifts to the positive side, in this regard, the rate of the second stage increases, i.e. the formation of copper (II) ions, which cannot participate in the reduction reaction, i.e. in the formation of selenium powder. This leads to a decrease in CE of powder formation. It should be noted that up to a solution temperature of 60°C red amorphous selenium powders are formed, and above that - gray selenium.

We note that the excess of CE of selenium powder by 100% in all cases is due to the participation in the reaction of copper (I) ions formed owing to the chemical reaction of repropotionation (6). Thus, in the presence of selenium (IV) anions in solution, they are reduced on the surface of the copper anode due to cuprous copper ions formed as a result of the anodic electrochemical reaction and chemical reaction (6). But the fraction of the latter decreases with increasing current density at the copper anode to a certain value.

It should be noted that in this case, copper selenide is formed in small amounts on the surface of the copper anode.

Figure 5 shows microphotographs of the selenium powder produced on the surface of a copper anode obtained using a JSM6610Welectron microscope. As can be seen in the above microphotographs, the particles of the produced selenium powder have mainly spherical shapes, the average particle sizes of which are 0.252 μm.



Se(IV)=10 g/l; Cu(II)=10 g/l; $i=75 \text{ A/m}^2$; HCl=30 g/l

Figure 5 – Microphotographs of selenium powder produced in the anode space, magnified: a) 50,000 times; b) 25,000 times; c) 10,000 times; d) 3000 times

Conclusions. We for the first time showed the possibility of reducing selenite ions in hydrochloric acid solutions on the surface of a copper anode. It was found that an increase in the concentration of hydrochloric acid and copper (II) ions, as well as an increase in the solution temperature leads to an increase, and an increase in the current density at the copper anode leads to a decrease in the current efficiency of selenium powder formation.

Acknowledgment. The authors express gratitude to the head of the laboratory of physical research methods of the Institute of Fuel, Catalysis, and Electrochemistry named after D.V. Sokolskiy A.R. Brodskiy and research fellow V.I. Yaskevich for microphotographs obtained with an electron microscope.

Paper financing. The paper is carried out within the framework of the government order for the implementation of scientific and scientific-engineering projects under the Development of Sciencebudget program (the Republic of Kazakhstan) under the project AR05131096.

А. Башов¹, А. К. Башова², У. А. Абдувалиева¹, Ю. П. Зайков³

¹«Д. В. Сокольский атындағы Жанармай катализ және электрохимия институты» АҚ, Алматы, Қазақстан;
²Әл-Фараби атындағы Қазақ-Ұлттық университеті, Алматы, Қазақстан;
³Орал федералды университеті, Екатеринбург, Ресей

ТҰЗ ҚЫШҚЫЛЫ ЕРІТІНДІСІНДЕ СЕЛЕНИТ-ИОНДАРЫН ТОТЫҚСЫЗДАНДЫРУ КЕЗІНДЕ МЫС АНОДЫНЫҢ БЕТІНДЕ СЕЛЕН ҰНТАҚТАРЫНЫҢ ТҮЗІЛУІ

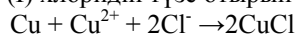
Аннотация. Зерттеулер мыс электродын тұз қышқылды ерітінділерде анодтық поляризациялау кезінде түзілетін мыстың бір валентті иондарының қатысуымен селенит иондарын тотықсыздандыруға арналған. Тәжірибелер нәтижелері осы жағдайда селенит иондарының дисперсті ұнтақ күйде түзілетін элементті селенге дейін тотықсыздануы мыс анодының бетінде және анод жанындағы кеңістікте жүретінін біржақты көрсетті.

Болған жағдай тұз қышқылындағы Cu (I) - Cu (II) тотығу-тотықсыздану жүйесінің стандарттық потенциалының (E^0) мәні $-0,54$ В құрайтынымен, ал Se-Se (IV) жүйесінің потенциалы $-0,77$ В құрайтынымен, демек, бірінші жүйенің стандарттық потенциалының мәні екінші жүйенің потенциалының мәніне қарағанда терістеу болуымен түсіндіріледі. Осыған байланысты Cu^+ -иондары селенит-иондарын элементті селен түзе тұра тотықсыздандырады да, өздері Cu^{2+} - ге дейін тотығады.

Теориялық тұрғыдан мыстың хлоридті ерітіндіде, демек, натрий хлориді ерітіндісінде анодтық тотығуы екі стадиямен іске асады:

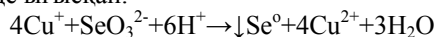


Ток тығыздықтарының төменгі мәндерінде мыс тек мыс (I) иондарын түзе отырып тотығады. Осыдан басқа, бұл жағдайда компропорциялану реакциясы орын алады, демек, мыс электроды мыс (II) иондарымен мыс (I) хлоридін түзе отырып әрекеттеседі:

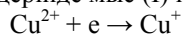


Мыс (I) хлориді тұз қышқылды ерітіндіде өте жақсы ериді, бұл кезде мыс (I) иондары және хлор түзіледі.

Жоғарыда келтірілген реакциялар бойынша түзілген мыс (I) иондары жоғарыда келтірілген Cu(I)-Cu(II) және Se-Se(IV) тотығу-тотықсыздану жүйелерінің потенциалдарының мәндеріне сәйкес тез арада мыс анодының бетінде селен (IV) иондарын химиялық жолмен тотықсыздандыру реакциясына түседі, себебі бұл реакцияның біз есептеген тепе-теңдік константасы ($K_{т-т}$) 10^{15} құрайды және тепе-теңдік оңға қарай мардымды түрде ығысқан.



Айта кететін мәселе, ерітіндіде түзілген мыс (II) иондары да катодтық ток тығыздықтарының төменгі мәндерінде мыс (I) иондарын түзе, келесі реакция бойынша тотықсызданады:



Түзілген бір валентті мыс иондары да селенит-иондарды катод бетінде және катодтық кеңістікте элементті ұнтақ түріндегі селенге дейін тотықсыздандыруға қатысады. Бірақ бұл зерттеуде біз ұнтақ түріндегі селеннің тек анодтық кеңістікте түзілу заңдылықтарын анықтадық.

Селен ұнтақтарының түзілуінің ток бойынша шығымына (ТШ) тұз қышқылы концентрациясының, мыс (II) иондарының концентрациясының, мыс анодындағы ток тығыздығының және ерітінді температура-сының әсерлері зерттелді. Селен ұнтақтарының түзілуінің ток бойынша шығымы түзілген ұнтақтың массасы бойынша есептелді. Мыс (II) иондарының концентрациясының және ерітінді температурасының өсуімен элементті селен ұнтақтарының түзілуінің ток бойынша шығымы артатындығы анықталды. 75 A/m^2 -ден төмен ток тығыздықтарында селен ұнтақтарының түзілуінің ток бойынша шығымы 100 %-дан асатындығы көрсетілді.

Электронды микроскоп көмегімен селен ұнтақтарының микросуреттері түсірілді. Бұл нәтижелер сфера пішінді бөлшектердің орта өлшемі $0,252 \text{ мкм}$ болып келетін майда дисперсті селен ұнтақтарының түзілгенін көрсетті.

Түйін сөздер: электрохимия, селен ұнтақтары, селенит-ион, мыс (II) хлориді, тотықсыздану, электролиз, ток тығыздығы, тұз қышқылы.

А. Басшов¹, А. К. Басшова², У. А. Абдувалиева¹, Ю. П. Зайков³

¹Институт топлива, катализа и электрохимии им. Д. В. Сокольского, Алматы, Казахстан;

²Казахский национальный университет имени аль-Фараби, Алматы, Казахстан;

³Уральский федеральный университет, Екатеринбург, Россия

ФОРМИРОВАНИЕ ПОРОШКА СЕЛЕНА ПРИ ВОССТАНОВЛЕНИИ СЕЛЕНИТ-ИОНОВ В СОЛЯНОКИСЛОМ РАСТВОРЕ НА ПОВЕРХНОСТИ МЕДНОГО АНОДА

Аннотация. Исследования посвящены восстановлению селенит-ионов в солянокислых растворах с участием ионов одновалентной меди, образующейся при анодной поляризации медного электрода. Результаты опытов однозначно показали, что в данном случае восстановление селенит-ионов происходит с образованием элементного селена в виде дисперсного порошка на поверхности медного анода и в прианодном пространстве.

Это объясняется тем, что стандартный потенциал (E^0) окислительно-восстановительной системы Cu (I) - Cu (II) в солянокислом растворе равен $-0,54 \text{ В}$, а потенциал системы Se-Se (IV) – $0,77 \text{ В}$, т.е. стандартный потенциал первой системы имеет более отрицательное значение по сравнению со значением второй. В этой связи ионы меди Cu^+ восстанавливают селенит-ионы с образованием элементного селена, а сами при этом окисляются до Cu^{2+} .

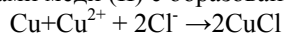
Теоретически анодное окисление меди в хлоридном растворе, т.е. в растворе хлорида натрия протекает в две стадии:



далее

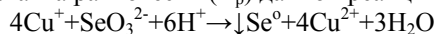


При невысоких плотностях тока медь ионизируется только с образованием ионов меди (I). Кроме того, в данном случае имеет место реакция компрпорционирования, т.е. медный электрод взаимодействует с ионами меди (II) с образованием хлорида меди (I):

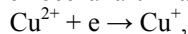


Хлорид меди (I) очень хорошо растворяется в солянокислом растворе с образованием ионов меди (I) и хлора.

Образовавшиеся по вышеуказанным реакциям ионы меди (I), согласно величинам потенциалов вышеуказанных окислительно-восстановительных систем Cu(I)-Cu(II) и Se-Se(IV), будут моментально вступать в химическую реакцию восстановления селена (IV) на поверхности медного анода, так как рассчитанная нами константа равновесия (K_p) данной реакции равна 10^{15} и равновесие сильно смещено вправо.



Следует отметить, что имеющиеся в растворе ионы меди (II) при невысоких катодных плотностях тока также восстанавливаются с образованием ионов меди (I) по реакции:



Образовавшиеся одновалентные ионы также могут участвовать в реакции восстановления селенит-ионов до элементного порошкообразного селена на поверхности катода и в прикатодном пространстве. Но в данном исследовании нами установлены закономерности формирования порошка селена только в анодном пространстве.

Исследовано влияние концентрации соляной кислоты, ионов меди (II), плотности тока на медном аноде и температуры раствора на выход по току (ВТ) образования порошка селена. Выход по току порошка селена рассчитывали по весу образовавшегося порошка. Установлено, что с увеличением концентрации ионов меди

(II) и температуры раствора повышается выход по току образования элементарного селена в виде порошка. Показано, что при плотности тока ниже 75 A/m^2 кажущийся выход по току порошка селена превышает 100%.

С помощью электронного микроскопа получены микрофотографии порошка селена. Они свидетельствуют о формировании мелкодисперсного порошка селена с частицами сферической формы со средними размерами 0,252 мкм.

Ключевые слова: электрохимия, порошок селена, селенит-ион, хлорид меди (II), восстановление, электролиз, плотность тока, соляная кислота.

Information about authors:

Bayeshov A.B., Chief Researcher, Doctor of Chemical Sciences, Laboratory of electrochemical technology, JSC "D.V. Sokolsky Institute of Fuel, Catalysis and Electrochemistry", Institute of Fuel, Electrochemistry and Catalysis named after D.V. Sokolsky, Almaty, Kazakhstan; bayeshov@mail.ru; <https://orcid.org/0000-0003-0745-039X>

Abduvaliyeva U.A., Senior Researcher, Candidate of Chemical Sciences, Laboratory of electrochemical technology, JSC "D.V. Sokolsky Institute of Fuel, Catalysis and Electrochemistry", Institute of Fuel, Electrochemistry and Catalysis named after D.V. Sokolsky, Almaty, Kazakhstan; abdumida14@gmail.com; <https://orcid.org/0000-0002-9368-4813>

Bayeshova A.K., Doctor of Chemical Sciences, Al-Farabi Kazakh National University, Almaty, Kazakhstan; azhar_b@bk.ru; <https://orcid.org/0000-0002-9076-8130>

Zaikov Yu.P., Ural federal university, Yekaterinburg, Russia; i.p.zaikov@urfu.ru; <https://orcid.org/0000-0003-3410-4556>

REFERENCES

- [1] Bayeshov A., Zhurinov M.Zh., Zhdanov S.I. Electrochemistry of selenium, tellurium and polonium. Nauka Kazakh SSR. 1989. p.172 (in Russ.).
- [2] A.V. Naumov A.V. // Metallurgist. 2010. Vol 54. N 3-4. P. 197-200 (in Russ.).
- [3] Kulchitskiy N.A., Naumov A.V.// University News. Non-ferrous metallurgy. 2015. N. 3. P. 40-48 (in Russ.).
- [4] Kudryavtsev A.A. Chemistry and technology of selenium and tellurium. M.: Higher school, 1961. p. 285 (in Russ.).
- [5] Buketov Ye.A., Ugorets M.Z. Hydrochemical oxidation of chalcogenes and chalcogenides. Alma-Ata, 1975. 326 p. (in Russ.).
- [6] Petrov G.V., Chernyshov A.A., Kovalev V.N., Spynu A.Yu. // Notes of the Mining Academy. 2011. Vol. 192. P. 77-80 (in Russ.).
- [7] Hong-ying Yang, Xue-jiao Li, Lin-lin Tong, Zhe-nan Jin, Lu Yin, Guo-bao Chen // Leaching kinetics of selenium from copper anode slimes by nitric acid-sulfuric acid mixture// Transactions of nonferrous Metals Society of China. 2018. Vol. 28. N 1. P. 186-192 (in Eng.).
- [8] Bayeshova A.K., Bayeshov A., Ugorets M.Z., Buketov Ye.A. // Journal of Applied Chemistry. 1980. Vol. 53. N 9. P. 2122-2125 (in Russ.).
- [9] Baeshov A., Kadirbaeva A.S., Baeshova A.K., Zaikov Yu. Copper powders formation in the cathodic and anodic half-periods with industrial alternating current // News of the National academy of sciences of the Republic of Kazakhstan. Series of geology and technical sciences. 2019. N 3. P 73-79. <https://doi.org/10.32014/2019.2518-170X.70> (in Eng.).
- [10] Bayeshov A., Bayeshova A.K., Buketov Ye.A.// University News. Non-ferrous metallurgy. 1985. N. 2. P. 66-69 (in Russ.).
- [11] Bayeshov A., Ivanov N., Myrzabekov B. // Journal of Advances in Chemistry. 2014. Vol.7. N 3. P. 1378-1385 (in Eng.).
- [12] Mardar I.I., Petrov G.V., Fokina S.B. // Fundamental studies 2016. N 1-1. P. 43-47 (in Russ.).
- [13] Bayeshov A., Kozhakov B.Ye., Buketov Ye.A.//Reports of the USSR Academy of Sciences. 1984. Vol. 278. N 3. P. 646-650 (in Russ.).
- [14] Buttermann W.C., Brown R.D. // U.S. Department of the Interior, US Geological Survey, Open File Report OF-03-018. (2004). 20 p. URL: <https://pubs.usgs.gov/of/2003/of03-018/of03-018.pdf> (reference date May 08, 2019) (in Eng.).
- [15] Speranskaya Ye.S./ Electrochemistry. 1957. Vol.3. N 2. P.1405-1507 (in Russ.).
- [16] Nogerbekov B.Yu., Bayeshov A., Abduvaliyeva U.A., Abizhanova D.A., Zhurinov M.Zh., Kuchma A.A. // News of NAS RK. 2015. N 3. P.5-10 (in Russ.).
- [17] Bayeshov A., Kozhakov B.Ye., Buketov Ye.A. Electrochemistry. 1985. N 4. P.550-553 (in Russ.).
- [18] Bayeshov A., Kozhakov B.Ye., Beibitova A.D., Bayeshova A.K., Figurinaite I., Zhurinov M.Zh. Electrochemical reduction of anions difficult forreduction/ 37th Meeting ISE. USSR: Vilnius, 1986. P. 28-30 (in Russ.).
- [19] Electrochemistry reference guide / Edited by A.M. Sukhotina. L.: Chemistry. 1981. 488 p. (in Rsus.).
- [20] Astakhova R.K., Krassikov B.S. / Journal of Applied Chemistry. 1971. Vol.44. N 2. P. 363-371 (in Russ.).
- [21] Apendiyev T.A., Zhandybaeva S.S., Tulebaev T.A., Abykenova K.E. (2017) The Migration of Germans to Kazakhstan in the end of XIX – beginning XX century // Blye Gody, Vol. 44, Issue 2, 2 June 2017, P. 568-575.
- [22] Apendiyev T.A., Smagulov B.K., Kozybayeva M.M. (2019) Study of some subethnic and genealogical groups of Kazakhs in pre-revolutionary Russian historiography (XVIII – early XX century) // The Bulletin, 6 (382), 346-354. <https://doi.org/10.32014/2019.2518-1467.180>

**Publication Ethics and Publication Malpractice
in the journals of the National Academy of Sciences of the Republic of Kazakhstan**

For information on Ethics in publishing and Ethical guidelines for journal publication see <http://www.elsevier.com/publishingethics> and <http://www.elsevier.com/journal-authors/ethics>.

Submission of an article to the National Academy of Sciences of the Republic of Kazakhstan implies that the described work has not been published previously (except in the form of an abstract or as part of a published lecture or academic thesis or as an electronic preprint, see <http://www.elsevier.com/postingpolicy>), that it is not under consideration for publication elsewhere, that its publication is approved by all authors and tacitly or explicitly by the responsible authorities where the work was carried out, and that, if accepted, it will not be published elsewhere in the same form, in English or in any other language, including electronically without the written consent of the copyright-holder. In particular, translations into English of papers already published in another language are not accepted.

No other forms of scientific misconduct are allowed, such as plagiarism, falsification, fraudulent data, incorrect interpretation of other works, incorrect citations, etc. The National Academy of Sciences of the Republic of Kazakhstan follows the Code of Conduct of the Committee on Publication Ethics (COPE), and follows the COPE Flowcharts for Resolving Cases of Suspected Misconduct (http://publicationethics.org/files/u2/New_Code.pdf). To verify originality, your article may be checked by the Cross Check originality detection service <http://www.elsevier.com/editors/plagdetect>.

The authors are obliged to participate in peer review process and be ready to provide corrections, clarifications, retractions and apologies when needed. All authors of a paper should have significantly contributed to the research.

The reviewers should provide objective judgments and should point out relevant published works which are not yet cited. Reviewed articles should be treated confidentially. The reviewers will be chosen in such a way that there is no conflict of interests with respect to the research, the authors and/or the research funders.

The editors have complete responsibility and authority to reject or accept a paper, and they will only accept a paper when reasonably certain. They will preserve anonymity of reviewers and promote publication of corrections, clarifications, retractions and apologies when needed. The acceptance of a paper automatically implies the copyright transfer to the National Academy of Sciences of the Republic of Kazakhstan.

The Editorial Board of the National Academy of Sciences of the Republic of Kazakhstan will monitor and safeguard publishing ethics.

Правила оформления статьи для публикации в журнале смотреть на сайте:

www.nauka-nanrk.kz

ISSN 2518-170X (Online), ISSN 2224-5278 (Print)

<http://www.geolog-technical.kz/index.php/en/>

Редакторы *Д. С. Аленов, М. С. Ахметова, Т. А. Апендиев*
Верстка *Д. А. Абдрахимовой*

Подписано в печать 12.06.2020.
Формат 70x881/8. Бумага офсетная. Печать – ризограф.
13,6 п.л. Тираж 300. Заказ 3.