

ISSN 2518-170X (Online),
ISSN 2224-5278 (Print)

ҚАЗАҚСТАН РЕСПУБЛИКАСЫ
ҰЛТТЫҚ ҒЫЛЫМ АКАДЕМИЯСЫНЫҢ
Қ. И. Сәтпаев атындағы Қазақ ұлттық техникалық зерттеу университеті

Х А Б А Р Л А Р Ы

ИЗВЕСТИЯ

НАЦИОНАЛЬНОЙ АКАДЕМИИ НАУК
РЕСПУБЛИКИ КАЗАХСТАН
Казакский национальный исследовательский
технический университет им. К. И. Сатпаева

NEWS

OF THE ACADEMY OF SCIENCES
OF THE REPUBLIC OF KAZAKHSTAN
Kazakh national research technical university
named after K. I. Satpayev

**SERIES
OF GEOLOGY AND TECHNICAL SCIENCES**

6 (438)

NOVEMBER – DECEMBER 2019

THE JOURNAL WAS FOUNDED IN 1940

PUBLISHED 6 TIMES A YEAR

ALMATY, NAS RK

NAS RK is pleased to announce that News of NAS RK. Series of geology and technical sciences scientific journal has been accepted for indexing in the Emerging Sources Citation Index, a new edition of Web of Science. Content in this index is under consideration by Clarivate Analytics to be accepted in the Science Citation Index Expanded, the Social Sciences Citation Index, and the Arts & Humanities Citation Index. The quality and depth of content Web of Science offers to researchers, authors, publishers, and institutions sets it apart from other research databases. The inclusion of News of NAS RK. Series of geology and technical sciences in the Emerging Sources Citation Index demonstrates our dedication to providing the most relevant and influential content of geology and engineering sciences to our community.

Қазақстан Республикасы Ұлттық ғылым академиясы "ҚР ҰҒА Хабарлары. Геология және техникалық ғылымдар сериясы" ғылыми журналының Web of Science-тің жаңаланған нұсқасы Emerging Sources Citation Index-те индекстелуге қабылданғанын хабарлайды. Бұл индекстелу барысында Clarivate Analytics компаниясы журналды одан әрі the Science Citation Index Expanded, the Social Sciences Citation Index және the Arts & Humanities Citation Index-ке қабылдау мәселесін қарастыруда. Web of Science зерттеушілер, авторлар, баспашылар мен мекемелерге контент тереңдігі мен сапасын ұсынады. ҚР ҰҒА Хабарлары. Геология және техникалық ғылымдар сериясы Emerging Sources Citation Index-ке енуі біздің қоғамдастық үшін ең өзекті және беделді геология және техникалық ғылымдар бойынша контентке адалдығымызды білдіреді.

НАН РК сообщает, что научный журнал «Известия НАН РК. Серия геологии и технических наук» был принят для индексирования в Emerging Sources Citation Index, обновленной версии Web of Science. Содержание в этом индексировании находится в стадии рассмотрения компанией Clarivate Analytics для дальнейшего принятия журнала в the Science Citation Index Expanded, the Social Sciences Citation Index и the Arts & Humanities Citation Index. Web of Science предлагает качество и глубину контента для исследователей, авторов, издателей и учреждений. Включение Известия НАН РК. Серия геологии и технических наук в Emerging Sources Citation Index демонстрирует нашу приверженность к наиболее актуальному и влиятельному контенту по геологии и техническим наукам для нашего сообщества.

Б а с р е д а к т о р ы
э. ғ. д., профессор, ҚР ҰҒА академигі

И.К. Бейсембетов

Бас редакторының орынбасары

Жолтаев Г.Ж. проф., геол.-мин. ғ. докторы

Р е д а к ц и я а л қ а с ы:

Абаканов Т.Д. проф. (Қазақстан)
Абишева З.С. проф., академик (Қазақстан)
Агабеков В.Е. академик (Беларусь)
Алиев Т. проф., академик (Әзірбайжан)
Бакиров А.Б. проф., (Қырғыстан)
Беспәев Х.А. проф. (Қазақстан)
Бишимбаев В.К. проф., академик (Қазақстан)
Буктуков Н.С. проф., академик (Қазақстан)
Булат А.Ф. проф., академик (Украина)
Ганиев И.Н. проф., академик (Тәжікстан)
Грэвис Р.М. проф. (АҚШ)
Ерғалиев Г.К. проф., академик (Қазақстан)
Жуков Н.М. проф. (Қазақстан)
Қожахметов С.М. проф., академик (Қазақстан)
Конторович А.Э. проф., академик (Ресей)
Курскеев А.К. проф., академик (Қазақстан)
Курчавов А.М. проф., (Ресей)
Медеу А.Р. проф., академик (Қазақстан)
Мұхамеджанов М.А. проф., корр.-мүшесі (Қазақстан)
Нигматова С.А. проф. (Қазақстан)
Оздоев С.М. проф., академик (Қазақстан)
Постолатий В. проф., академик (Молдова)
Ракишев Б.Р. проф., академик (Қазақстан)
Сейтов Н.С. проф., корр.-мүшесі (Қазақстан)
Сейтмуратова Э.Ю. проф., корр.-мүшесі (Қазақстан)
Степанец В.Г. проф., (Германия)
Хамфери Дж.Д. проф. (АҚШ)
Штейнер М. проф. (Германия)

«ҚР ҰҒА Хабарлары. Геология мен техникалық ғылымдар сериясы».

ISSN 2518-170X (Online),

ISSN 2224-5278 (Print)

Меншіктенуші: «Қазақстан Республикасының Ұлттық ғылым академиясы» РҚБ (Алматы қ.).

Қазақстан республикасының Мәдениет пен ақпарат министрлігінің Ақпарат және мұрағат комитетінде 30.04.2010 ж. берілген №10892-Ж мерзімдік басылым тіркеуіне қойылу туралы куәлік.

Мерзімділігі: жылына 6 рет.

Тиражы: 300 дана.

Редакцияның мекенжайы: 050010, Алматы қ., Шевченко көш., 28, 219 бөл., 220, тел.: 272-13-19, 272-13-18,
<http://www.geolog-technical.kz/index.php/en/>

© Қазақстан Республикасының Ұлттық ғылым академиясы, 2019

Редакцияның Қазақстан, 050010, Алматы қ., Қабанбай батыра көш., 69а.

мекенжайы: Қ. И. Сәтбаев атындағы геология ғылымдар институты, 334 бөлме. Тел.: 291-59-38.

Типографияның мекенжайы: «Аруна» ЖК, Алматы қ., Муратбаева көш., 75.

Г л а в н ы й р е д а к т о р
д. э. н., профессор, академик НАН РК

И. К. Бейсембетов

Заместитель главного редактора

Жолтаев Г.Ж. проф., доктор геол.-мин. наук

Р е д а к ц и о н н а я к о л л е г и я:

Абаканов Т.Д. проф. (Казахстан)
Абишева З.С. проф., академик (Казахстан)
Агабеков В.Е. академик (Беларусь)
Алиев Т. проф., академик (Азербайджан)
Бакиров А.Б. проф., (Кыргызстан)
Беспаяев Х.А. проф. (Казахстан)
Бишимбаев В.К. проф., академик (Казахстан)
Буктуков Н.С. проф., академик (Казахстан)
Булат А.Ф. проф., академик (Украина)
Ганиев И.Н. проф., академик (Таджикистан)
Грэвис Р.М. проф. (США)
Ергалиев Г.К. проф., академик (Казахстан)
Жуков Н.М. проф. (Казахстан)
Кожаметов С.М. проф., академик (Казахстан)
Конторович А.Э. проф., академик (Россия)
Курскеев А.К. проф., академик (Казахстан)
Курчавов А.М. проф., (Россия)
Медеу А.Р. проф., академик (Казахстан)
Мухамеджанов М.А. проф., чл.-корр. (Казахстан)
Нигматова С.А. проф. (Казахстан)
Оздоев С.М. проф., академик (Казахстан)
Постолатий В. проф., академик (Молдова)
Ракишев Б.Р. проф., академик (Казахстан)
Сейтов Н.С. проф., чл.-корр. (Казахстан)
Сейтмуратова Э.Ю. проф., чл.-корр. (Казахстан)
Степанец В.Г. проф., (Германия)
Хамфери Дж.Д. проф. (США)
Штейнер М. проф. (Германия)

«Известия НАН РК. Серия геологии и технических наук».

ISSN 2518-170X (Online),

ISSN 2224-5278 (Print)

Собственник: Республиканское общественное объединение «Национальная академия наук Республики Казахстан (г. Алматы)

Свидетельство о постановке на учет периодического печатного издания в Комитете информации и архивов Министерства культуры и информации Республики Казахстан №10892-Ж, выданное 30.04.2010 г.

Периодичность: 6 раз в год

Тираж: 300 экземпляров

Адрес редакции: 050010, г. Алматы, ул. Шевченко, 28, ком. 219, 220, тел.: 272-13-19, 272-13-18,
<http://nauka-nanrk.kz/geology-technical.kz>

© Национальная академия наук Республики Казахстан, 2019

Адрес редакции: Казахстан, 050010, г. Алматы, ул. Кабанбай батыра, 69а.

Институт геологических наук им. К. И. Сатпаева, комната 334. Тел.: 291-59-38.

Адрес типографии: ИП «Аруна», г. Алматы, ул. Муратбаева, 75

E d i t o r i n c h i e f

doctor of Economics, professor, academician of NAS RK

I. K. Beisembetov

Deputy editor in chief

Zholtayev G.Zh. prof., dr. geol-min. sc.

E d i t o r i a l b o a r d:

Abakanov T.D. prof. (Kazakhstan)
Abisheva Z.S. prof., academician (Kazakhstan)
Agabekov V.Ye. academician (Belarus)
Aliyev T. prof., academician (Azerbaijan)
Bakirov A.B. prof., (Kyrgyzstan)
Bespayev Kh.A. prof. (Kazakhstan)
Bishimbayev V.K. prof., academician (Kazakhstan)
Buktukov N.S. prof., academician (Kazakhstan)
Bulat A.F. prof., academician (Ukraine)
Ganiyev I.N. prof., academician (Tadjikistan)
Gravis R.M. prof. (USA)
Yergaliev G.K. prof., academician (Kazakhstan)
Zhukov N.M. prof. (Kazakhstan)
Kozhakhmetov S.M. prof., academician (Kazakhstan)
Kontorovich A.Ye. prof., academician (Russia)
Kurskeyev A.K. prof., academician (Kazakhstan)
Kurchavov A.M. prof., (Russia)
Medeu A.R. prof., academician (Kazakhstan)
Muhamedzhanov M.A. prof., corr. member. (Kazakhstan)
Nigmatova S.A. prof. (Kazakhstan)
Ozdoev S.M. prof., academician (Kazakhstan)
Postolatii V. prof., academician (Moldova)
Rakishev B.R. prof., academician (Kazakhstan)
Seitov N.S. prof., corr. member. (Kazakhstan)
Seitmuratova Ye.U. prof., corr. member. (Kazakhstan)
Stepanets V.G. prof., (Germany)
Humphery G.D. prof. (USA)
Steiner M. prof. (Germany)

News of the National Academy of Sciences of the Republic of Kazakhstan. Series of geology and technology sciences.

ISSN 2518-170X (Online),

ISSN 2224-5278 (Print)

Owner: RPA "National Academy of Sciences of the Republic of Kazakhstan" (Almaty)

The certificate of registration of a periodic printed publication in the Committee of information and archives of the Ministry of culture and information of the Republic of Kazakhstan N 10892-Ж, issued 30.04.2010

Periodicity: 6 times a year

Circulation: 300 copies

Editorial address: 28, Shevchenko str., of. 219, 220, Almaty, 050010, tel. 272-13-19, 272-13-18,
<http://nauka-nanrk.kz/geology-technical.kz>

© National Academy of Sciences of the Republic of Kazakhstan, 2019

Editorial address: Institute of Geological Sciences named after K.I. Satpayev
69a, Kabanbai batyr str., of. 334, Almaty, 050010, Kazakhstan, tel.: 291-59-38.

Address of printing house: ST "Aruna", 75, Muratbayev str, Almaty

NEWS

OF THE NATIONAL ACADEMY OF SCIENCES OF THE REPUBLIC OF KAZAKHSTAN

SERIES OF GEOLOGY AND TECHNICAL SCIENCES

ISSN 2224-5278

Volume 6, Number 438 (2019), 112 – 120

<https://doi.org/10.32014/2019.2518-170X.162>

UDC 629.783; 629.7.017.2

Z. B. Rakisheva¹, Sh. Nakasuka², N. S. Doszhan¹, G. E. Ibrayev¹

¹Al-Farabi Kazakh National University, Almaty, Kazakhstan,

²University of Tokyo, Tokyo, Japan.

E-mail: Zaure.rakisheva@kaznu.kz, nakasuka@space.t.u-tokyo.ac.jp,
nursultan.sagynaiuly@gmail.com, garyp.ybraev@gmail.com

**STABILIZATION OF THE MOVEMENT
OF A SMALL SPACECRAFT
IN A GEOSTATIONARY ORBIT**

Abstract. A system for controlling the movement of a small spacecraft, which will later be part of a formation located in the geostationary orbit for the remote sensing of the Earth is being considered.

The article assesses the effect of acting moments on the small spacecraft in the geostationary orbit and justifies the choice of these moments in the motion simulation.

A motion control system for small spacecraft in the geostationary orbit using a P-controller (a controller with a proportional control law) is proposed. The results of the simulation to verify the correctness of the proposed control law are given.

Keywords: small spacecraft, geostationary orbit, remote sensing of the Earth, p-controller.

Introduction. The current state and level of development of microelectronics makes it possible to miniaturize the electronic equipment used in the space industry. In connection with this trend, the use of spacecraft for solving various scientific and technological problems is currently relevant [1-3]. The small spacecraft plays a very important technological role in space science. Compared with the traditional single large spacecraft, the small spacecraft demonstrates increased reliability [4], lower costs and a shorter development time period [5]. The tasks of remote sensing of the Earth, usually realized with the help of expensive bulky vehicles, are currently possible to solve with several miniature spacecrafts [6–10]. As practice shows, Earth remote sensing is and remains one of the most important areas of space activity in which the most innovative technologies are being introduced. The main objective of this activity is to obtain information about the object or phenomenon on the surface of the Earth. Earth remote sensing in most cases is carried out with the help of spacecraft located in low Earth orbit [11].

The monitoring of the Earth's surface in real time necessitates the use of the geostationary orbit for the implementation of remote sensing [12, 13]. The geostationary orbit plays an irreplaceable role in various missions, including communications, navigation, research, as well as the recent Earth remote sensing.

In order to remote sensing the Earth's surface from the geostationary orbit with a single large spacecraft a large aperture is used, the dimensions of which affect both the creation cost and the cost of spacecraft injection to a given orbit. The same results, which gives one large spacecraft, can be achieved with the help of several small spacecrafts in the formation with a specific configuration [14].

When studying the motion of the small spacecraft in the geostationary orbit, it becomes necessary to study the influence of external disturbances [15, 16], which in turn requires the development of a system for controlling the motion and stabilization of the small spacecraft [17]. This paper proposes a mathematical model of the stabilization system and orientation of the small spacecraft in the geostationary orbit and simulation results.

Estimation of moments acting on small spacecrafts in the geostationary orbit. To describe the motion of the small spacecraft relative to the center of mass, the Euler’s dynamic equations were used [18]:

$$\begin{aligned} A\dot{p} + (C - B)qr &= \sum M_x, \\ B\dot{q} + (A - C)rp &= \sum M_y, \\ C\dot{r} + (B - A)qp &= \sum M_z. \end{aligned} \tag{1}$$

where A, B, C - general inertia moments of the spacecraft; p, q, r - projections of the angular velocity vector on the axes of the body coordinate system; $\vec{M} = (M_x, M_y, M_z)^T$ - moment of external forces relative to a fixed point.

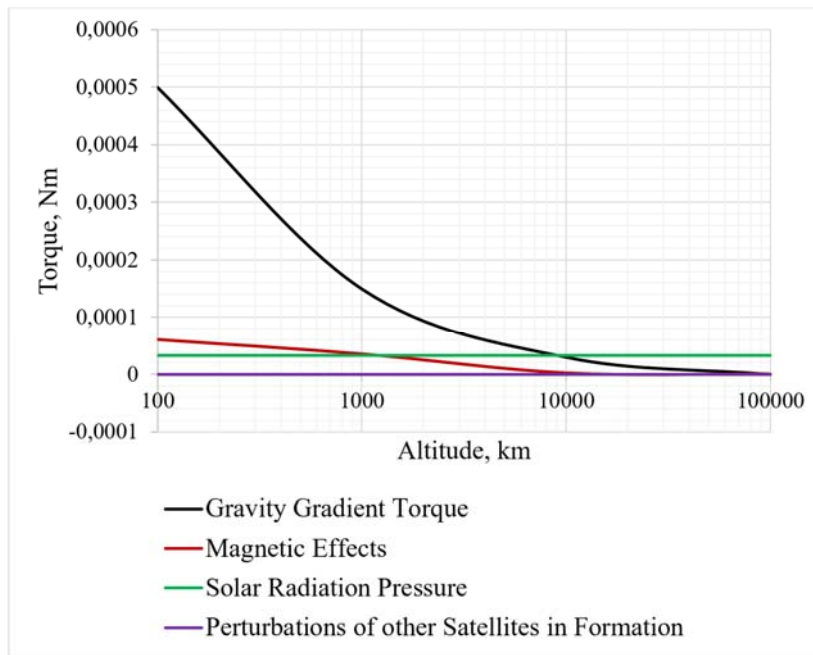


Figure 1 – Environmental torques acting on the small spacecraft, depending on the height of the orbit

Figure 1 shows the dependence graphs of the magnitude of the moments of forces acting on the small spacecraft on the height of the orbit. The gravitational moment, magnetic moment, moment of solar radiation pressure (SPR) force and moments arising from the other other spacecrafts in the formation were considered. The calculation was performed for satellites with mass 50 kg in accordance with the following formulas:

$$\vec{M} = 3 \frac{\mu}{R^3} \vec{e}_r \times \left[A(\vec{e}_r \cdot \vec{i}') \vec{i}' + B(\vec{e}_r \cdot \vec{j}') \vec{j}' + C(\vec{e}_r \cdot \vec{k}') \vec{k}' \right] \tag{2}$$

$$\vec{M}_{SRP} = \sum_i dM_i. \tag{3}$$

$$\vec{M}_m = \vec{H} \times \vec{I} \tag{4}$$

$$\vec{H} = \frac{\mu_E}{R^3} \left\{ \vec{k}_E - 3(\vec{k}_E \cdot \vec{e}_r) \vec{e}_r \right\}, \tag{5}$$

where \vec{e}_r – unit vector, $\vec{i}', \vec{j}', \vec{k}'$ – unit vectors of the symmetry axes directions of the small spacecraft. \vec{H} – Earth magnetic vector, μ_E – magnitude of the magnetic moment of the earth dipole, \vec{k}_E – the direction of the Earth's magnetic dipole axis, R – orbit height. $\vec{I} = \vec{k}' I_0$, where I_0 – constant magnetic moment arising due to the presence of current systems on the small spacecraft. The moment $d\vec{M}$, created by the SRP for a particular area is calculated as the vector product of the radius vector of the center of mass of the area and the force vector acting on this area, i.e.:

$$\sum_i^n d\vec{M}_i = \vec{r}_s \times d\vec{F}_i. \quad (6)$$

Here \vec{r}_s – the radius vector from the center of mass of the small spacecraft to the center of mass of the elementary area. And $d\vec{F}_i$ determined by the equation:

$$d\vec{F} = \vec{F}_p^b dS (\vec{n}_s \cdot \vec{f}_s) \quad (7)$$

where $\vec{F}_p^b = A^{-1} \vec{F}_p^T$, and $\vec{F}_p = 2P_0 \left(\frac{a_0}{\Delta} \right)^2 dS \vec{k}$, where \vec{k} – the unit vector of the “small spacecraft - Sun” direction. dS – the area of the elementary platform (in our case, for a qualitative assessment, the total illuminated plane was taken as 0.25S, where S is the surface area of the small spacecraft); a_0 – the average distance from Earth to the Sun; $P_0 = E_0 / c = 4,561 \cdot 10^{-6}$ N/m² – the pressure on a single area of the reflecting surface; Δ – the distance from the Sun to the small spacecraft; A – the matrix describing the angular position of the small spacecraft:

$$A = \begin{bmatrix} \cos \varphi \cos \psi - \sin \varphi \sin \psi \cos \theta & \cos \varphi \sin \psi + \sin \varphi \cos \psi \cos \theta & \sin \varphi \sin \theta \\ -\sin \varphi \cos \psi - \cos \varphi \sin \psi \cos \theta & -\sin \varphi \sin \psi + \cos \varphi \cos \psi \cos \theta & \cos \varphi \sin \theta \\ \sin \psi \sin \theta & -\cos \psi \sin \theta & \cos \theta \end{bmatrix} \quad (8)$$

As can be seen from figure 1, gravitational moments prevail in low earth orbits. Moments of SRP forces in low earth orbits are less than gravitational moments for an order. However, at altitudes of 10 000 km and higher, they are comparable with gravitational moments. Magnetic moments are more important in low earth orbits. The effect of the moments gravity field arising from the 2nd, 3rd and 4th satellites in the formation is much less than all other moments. According to that, the gravitational moment and the moment of SRP forces were chosen as main acting moments on the small spacecrafts. Since in the geostationary orbits the moments of the SRP forces and the gravitational moments prevail over the other moments, in equations (1), the right-hand side will be the following sum:

$$\vec{M} = \vec{M}_G + \vec{M}_{SRP}. \quad (9)$$

where \vec{M}_G and \vec{M}_{SRP} – gravitational moment and moment of SRP forces.

An orientation control system for small spacecraft based on the P-controller. The task of building an orientation control system to maintain the orbital orientation of the small spacecraft is considered.

$$\dot{\vec{\omega}}^b = J^{-1} \left[-\vec{\omega}^b \times \left(J \vec{\omega}^b + \vec{h}_a^b \right) + \vec{M}_C + \vec{M} \right]. \quad (10)$$

where $\vec{\omega}^b$ – small spacecraft's angular velocity in the body coordinate system; \vec{h}_a^b – kinetic moment of reaction wheels; J – inertia tensor of the small spacecraft; \vec{M}_C – control moment.

The equation (10) in scalar form is:

$$\left. \begin{aligned} \dot{\omega}_x^b &= \frac{1}{J_x} \left[(J_y - J_z) \omega_y^b \omega_z^b - h_{a_z}^b \omega_y^b + h_{a_y}^b \omega_z^b + M_{C_x} + M_x \right], \\ \dot{\omega}_y^b &= \frac{1}{J_y} \left[(J_z - J_x) \omega_x^b \omega_z^b - h_{a_x}^b \omega_z^b + h_{a_z}^b \omega_x^b + M_{C_y} + M_y \right], \\ \dot{\omega}_z^b &= \frac{1}{J_z} \left[(J_x - J_y) \omega_x^b \omega_y^b - h_{a_y}^b \omega_x^b + h_{a_x}^b \omega_y^b + M_{C_z} + M_z \right]. \end{aligned} \right\} \quad (11)$$

Since the controlling influence of the executive bodies far exceeds the external moments, for solving the problem of building a control system, they can be neglected. It is assumed that, $\overline{M_G} + \overline{M_{SRP}} = 0$, then the differential equation characterizing the angular velocity changing of the small spacecraft in the projections on the axes of the body coordinate system will take the form:

$$\overline{\dot{\omega}}^b = J^{-1} \left[-\overline{\omega}^b \times (J \overline{\omega}^b + \overline{h}_a^b) + \overline{M}_C \right] \quad (12)$$

where the control moment \overline{M}_C is a function of coordinates characterizing the angular position and the angular velocity of the small spacecraft:

$$\overline{M}_C = \overline{M}_C \left(\overline{\omega}_{bo}^b, \overline{Q}_{bo}, K_\omega, K_Q \right) \quad (13)$$

where $\overline{\omega}_{bo}^b$ - angular velocity of small spacecraft in body frame with respect to the orbital coordinate system, \overline{Q}_{bo} - quaternion defining the current angular position of the small spacecraft in the orbital coordinate system; K_ω, K_Q - unknown control parameters.

The specific task of building a control system with a known form of the control law will be directed to determining unknown K_ω, K_Q parameters of the control law (P-controller), based on the conditions of stability and quality of control processes.

As a result of the study, the values of the coefficients of the P-controller $k1, k2, k3$ were determined to stabilize the motion of the small spacecraft relative to the center of mass. In the calculations, the following data was taken: small spacecraft orbit – geostationary (36,000 km), moments of inertia of the spacecraft $J = [0.04, 0.04, 0.01]$, initial angular position and angular velocity are assumed to be equal $\overline{\omega}^b = [1, 2, 3]$ rad/s, $\psi = \pi/3$ rad, $\varphi = \pi/3$ rad, $\theta = \pi/3$ rad.

The coefficient of the P-controller was set in the range of $0.03 \leq k_1 \leq 3$. For the component of the angular velocity along the axis Ox with an increase in the coefficient of the regulator, the damping of the oscillations of the angular velocity arising due to the disturbing moments is observed (figure 2). In the case when $k_1 = 0.03$, the total damping of the angular velocity component is observed at $t = 250$ s. By increasing the coefficient almost 3 times, i.e. when $k_1 = 0.1$, it can be noted that the total damping of the angular velocity component is observed at $t = 100$ s, which is 2.5 times faster than the first case. Further, with an increase the coefficient to 0.3, damping is observed at $t = 40$ s. When the coefficient values $k_1 = 1$ and $k_1 = 3$, the angular velocity is damped at 5 and 2 seconds, respectively. From the above results, we can conclude that with an increase the coefficient value k_1 , stabilization of the component of angular velocity along the Ox axis occurs faster.

For the angular velocity component along the axis Oy , with an increase of the regulator coefficient, the damping of the angular velocity oscillations, which arises due to disturbing moments, is observed (figure 3). The range of values of the regulator coefficients, as before, is $0.03 \leq k_2 \leq 3$. In this case, there are some limitations, since there is no direct relationship between stabilization and the value of the regulator coefficient. When $k_2 = 0.03$, total damping of the angular velocity component is observed at $t = 250$ s. In the case when $k_2 = 0.1$, total damping of the angular velocity component is observed at

$t = 100$ s. With an increase in the coefficient to 0.3, the damping is observed at $t = 30$ s. Further, as the coefficient increases to 1 and 3, the damping of the angular velocity is not observed, for example, at $k_2 = 1, q = 0.2$ rad/s, and at $k_2 = 3, q = 0.6$ rad/s, i.e. free stationary rotation of the small spacecraft relative to the center of mass is observed.

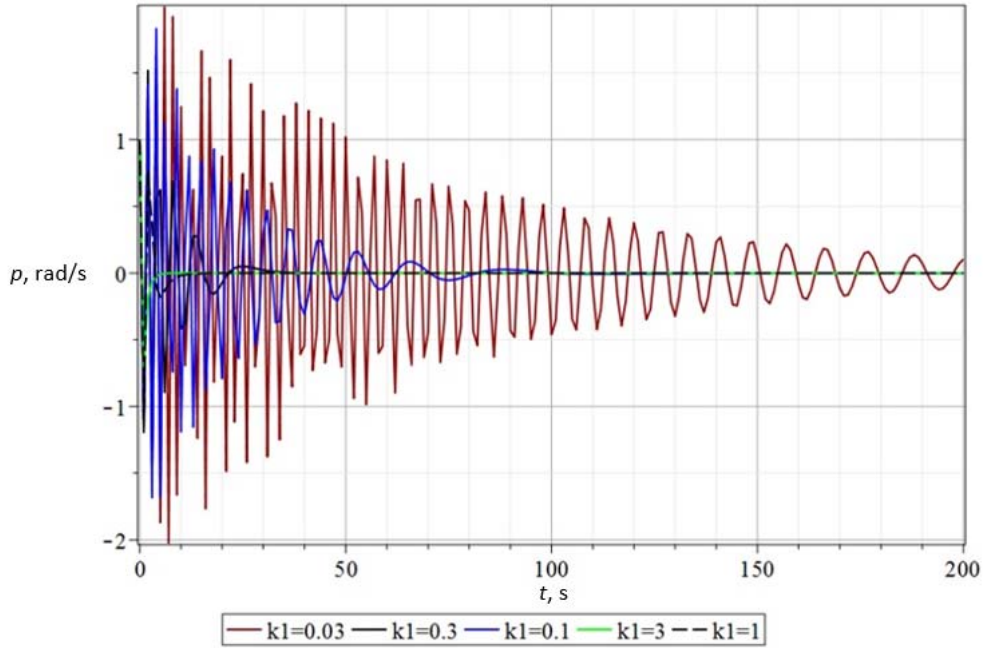


Figure 2 – Stabilization of the angular velocity component along the Ox axis

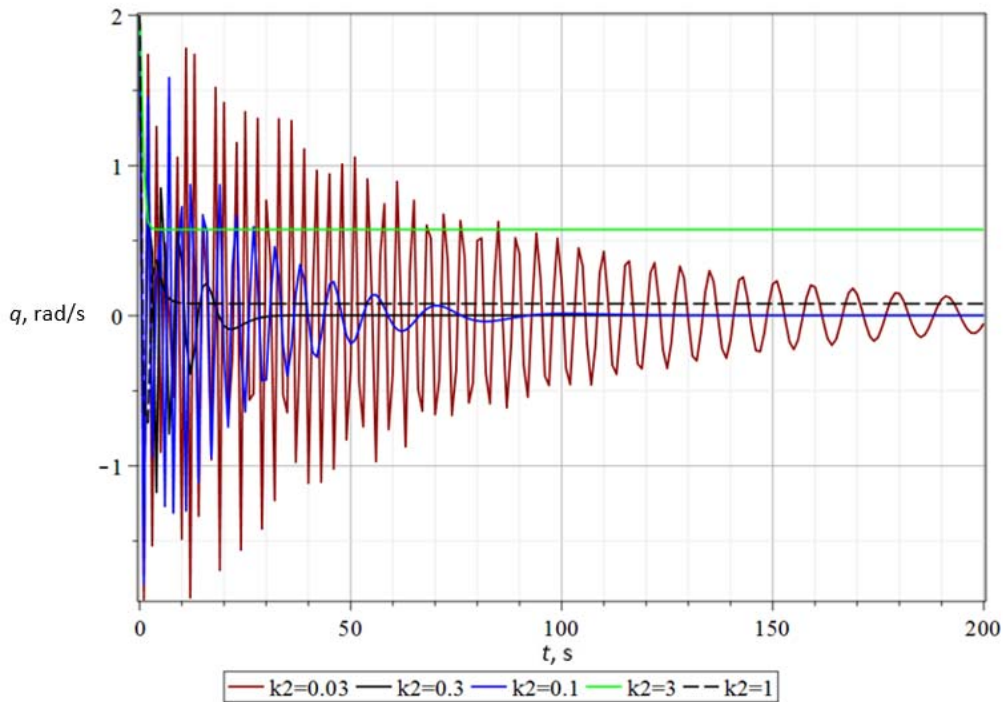


Figure 3 – Stabilization of the angular velocity component along the Oy axis

For the angular velocity component along the axis Oy , with an increase of the regulator coefficient, the damping of the angular velocity oscillations, which arises due to disturbing moments, is observed (figure 4). The range of values of the regulator coefficients, as before, is $0.03 \leq k_2 \leq 3$. In this case, when $k_3 = 0.03$, the total damping of the angular velocity component is observed at $t = 200$ s. In the case when $k_3 = 0.1$, the total damping of the angular velocity component is observed at $t = 150$ s. With an increase of the coefficient to 0.3, the damping is observed at $t = 50$ s. Further, with an increase of the ratio to 1 and 3, the damping of the angular velocity occurs fast enough. For example, when $k_2 = 1$, oscillation damping occurs at 15 s, and for $k_2 = 3$ at 5 s. Euler angles in the range of regulator coefficients values $0.03 \leq k_1, k_2, k_3 \leq 3$ behave ambiguously (figures 5, 6).

For example, the precession angle stabilizes at $0.03 \leq k_1, k_2, k_3 < 1$, respectively, when $k_1, k_2, k_3 \geq 1$ the precession angle increases indefinitely in a linear form, i.e. free rotation takes place (figure 5). The nature of the change of angle of rotation is different from the change of the angle of precession. For example, in this case, the stabilization of the angle is occurs when the regulator coefficients lie in the range of $0.1 < k_1$,

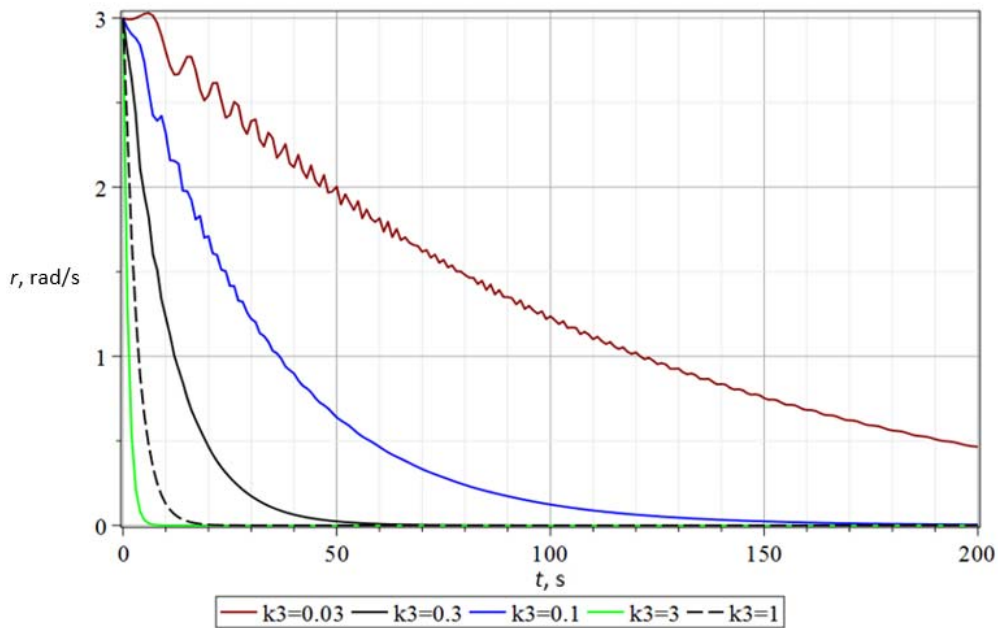


Figure 4 – Stabilization of the angular velocity component along the Oz axis

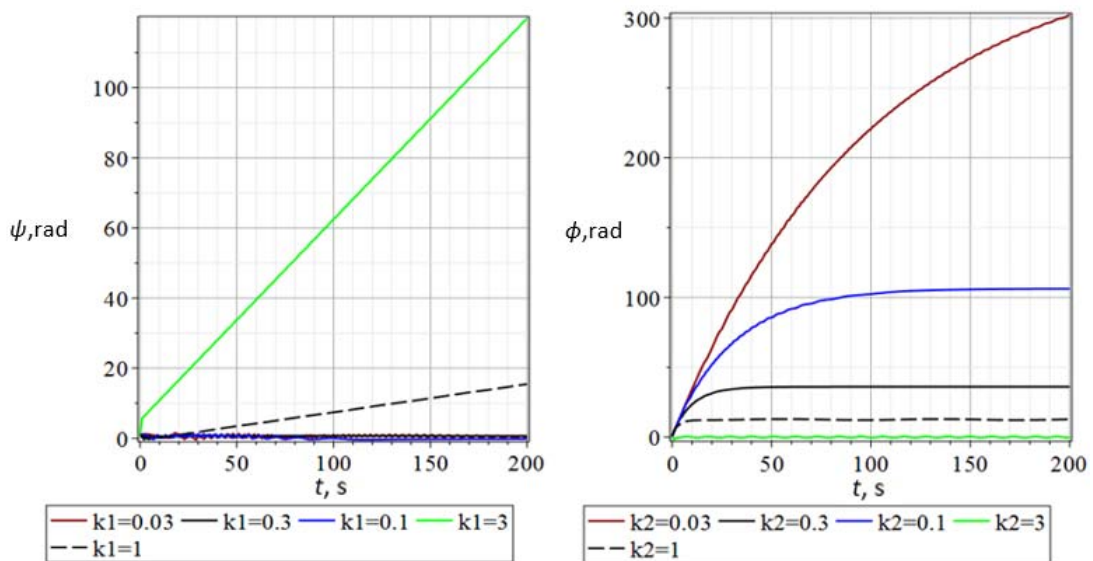


Figure 5 – Euler angles: precession, rotation

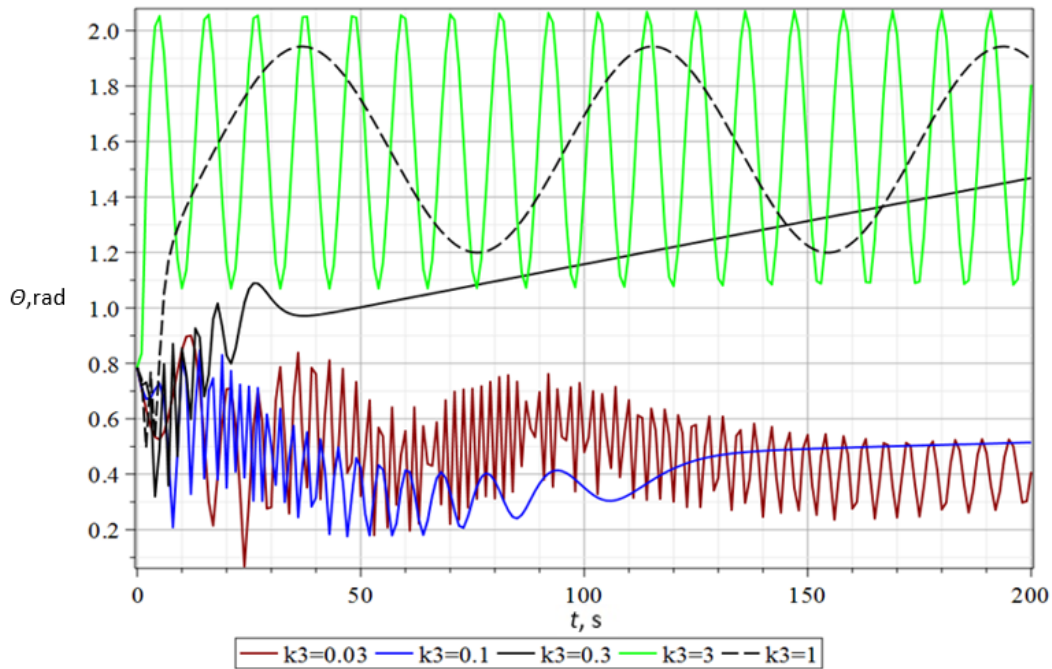


Figure 6 – Eulerangles: nutation

$k_2, k_3 \leq 3$, i.e. for small values of k_1, k_2, k_3 stabilization, as in the case of the precession angle, does not occur. And a nutation angle has the largest fluctuations. Among the whole range of values of the regulator, a good result is 0.1 (Figure 6). In other cases, the small spacecraft does not stabilize in the nutation angle or the nutation angle increases indefinitely in a linear form, which indicates free rotations. For example, when $k_1, k_2, k_3 = 0.03$, oscillations are damped very slowly. When $k_1, k_2, k_3 = 1$ and $k_1, k_2, k_3 = 3$, the oscillations are not amplitude damped, but there occurs an increase of the period and a reduction of the frequency of rotations. In the case when $k_1, k_2, k_3 = 0.3$, the oscillation amplitude and frequency decrease, and the period increases, then the oscillations become a periodic and acquire an infinitely increasing linear character.

On the basis of the calculations, it can be concluded that to use the regulator the most optimal coefficient range is $0.03 < k_1, k_2, k_3 < 0.3$, since in this case stabilization takes place at all angles and angular velocities.

Conclusions. This paper discusses the small spacecraft motion control system, which will later be part of a group located in a geostationary orbit for the purpose of remote sensing of the Earth.

Based on the analysis of the effect of perturbations on an small spacecraft with a mass of 50 kg, it was determined that in geostationary orbit the moments of the SRP forces and the moments of gravitational forces prevail over the magnetic moment. Thus, it turned out that for the small spacecraft motion control system in the geostationary orbit, it is necessary to take into account the moments of the SRP forces and gravitational moments as the main acting factors.

This article also presents the results of the simulation of the small spacecraft motion control system in the geostationary orbit using the P-controller. As a result of the simulation, the values of the coefficients for P-controller k_1, k_2, k_3 were determined for stabilizing the motion of the small spacecraft relative to the center of mass.

Acknowledgements. This work has been supported financially by the research project №AP05132939 «Control system design of the satellite formation motion for remote sensing of the Earth», for 2018-2020 of the al-Farabi Kazakh National University, which is gratefully acknowledged by the authors.

З. Б. Ракишева¹, Sh. Nakasuka², Н. С. Досжан¹, Г. Е. Ибраев¹

¹әл-Фараби атындағы Қазақ ұлттық университеті, Алматы, Қазақстан,

²Токио университеті, Токио, Жапония

ГЕОСТАЦИОНАР ОРБИТАДАҒЫ КІШІ ҒАРЫШ АППАРАТЫНЫҢ ҚОЗҒАЛЫСЫН ТҮРАҚТАНДЫРУ

Аннотация. Кейінірек Жерді қашықтықтан зондтауға арналған геостационар орбитадағы топтаманың бір бөлігі болатын кіші ғарыш аппаратының қозғалысын басқару жүйесі қарастырылады.

Мақалада геостационар орбитадағы кіші ғарыш аппараттарына сыртқы моменттердің әсер етуіне баға берілген және қозғалысты модельдеу кезіндебұл моменттердің таңдалуы түсіндіріледі.

Р-регуляторын (пропорционалды басқару заңы қолданылатын регулятор) қолдану арқылы геостационарлы орбитадағы кіші ғарыш аппараттарының қозғалысын басқару жүйесі ұсынылған.

Түйін сөздер: кіші ғарыш аппараты, геостационар орбита, Жерді қашықтықтан бақылау, П-регулятор.

З. Б. Ракишева¹, Sh. Nakasuka², Н. С. Досжан¹, Г. Е. Ибраев¹

¹Казахский национальный университет имени аль-Фараби, Алматы, Казахстан,

²Университет Токио, Япония

СТАБИЛИЗАЦИЯ ДВИЖЕНИЯ МАЛОГО КОСМИЧЕСКОГО АППАРАТА НА ГЕОСТАЦИОНАРНОЙ ОРБИТЕ

Аннотация. Рассматривается система управления движением малого космического аппарата, который в дальнейшем будет являться частью группировки, расположенной на геостационарной орбите с целью дистанционного зондирования Земли.

В статье проведена оценка влияния действующих моментов на малый космический аппарат на геостационарной орбите и обоснован выбор этих моментов при моделировании движения.

Предложена система управления движением малого космического аппарата на геостационарной орбите с применением П-регулятора (регулятор с пропорциональным законом управления). Приведены результаты проведения моделирования для проверки правильности предложенного закона управления.

Ключевые слова: малый космический аппарат, геостационарная орбита, дистанционное зондирование Земли, П-регулятор.

Information about authors:

Rakisheva Z. B., Candidate of Physical and Mathematical Sciences, Associate professor, Department of Mechanics, al-Farabi Kazakh National University, Almaty, Kazakhstan; zaure.ra@gmail.com; <https://orcid.org/0000-0003-2745-7775>

Nakasuka Sh., Professor, Department of Aeronautics and Astronautics, School of Engineering, University of Tokyo; nakasuka@space.t.u-tokyo.ac.jp; <https://orcid.org/0000-0003-4479-1951>

Doszhan N. S., PhD student, Department of Mechanics, al-Farabi Kazakh National University, Almaty, Kazakhstan; nursultan.sagynaiuly@gmail.com; <https://orcid.org/0000-0001-6178-8389>

Ibrayev G. A., PhD student, Department of Mechanics, al-Farabi Kazakh National University, Almaty, Kazakhstan; garyp.ybraev@gmail.com; <https://orcid.org/0000-0001-5000-0023>

REFERENCES

- [1] Small Satellite. [Online]. Available: https://en.wikipedia.org/wiki/Small_satellite
- [2] Small Spacecraft Technology State of the Art NASA Ames Research Center, Moffett Field, CA, 2015. https://www.nasa.gov/sites/default/files/atoms/files/small_spacecraft_technology_state_of_the_art_2015_tagged.pdf
- [3] Minglibayev M.Zh., Ibraimova A.T. (2019) Equations of motion of the restricted three-body problem with non-isotropically variable masses with reactive forces // News of the National academy of sciences of the Republic of Kazakhstan. Physico-mathematical series. 2019. Vol. 3, N 325. P. 5-12. <https://doi.org/10.32014/2019.2518-1726.18> ISSN 2518-1726 (Online), ISSN 1991-346X (Print).

- [4] Guo J., Monas L., Gill E. (2014). Statistic analysis and modelling of small satellite reliability // *Acta Astronautica*. Vol. 98. P. 97-110. <https://doi.org/10.1016/j.actaastro.2014.01.018>
- [5] Liu G., Zhang S. A survey on formation control of small satellites // *Proc. IEEE*. Mar. 2018. Vol. 106, N 3. P. 440-457. DOI: 10.1109/JPROC.2018.2794879
- [6] Saptarshi Bandyopadhyay, Rebecca Foust, Giri P. Subramanian, Soon-Jo Chung, Fred Y. Hadaegh. Review of Formation Flying and Constellation Missions Using Nanosatellites // *Journal of Spacecraft and Rockets*. 2016. Vol. 53, N 3. P. 567-578, DOI: 10.2514/1.A33291
- [7] Murthy K., Shearn M., Smiley B., Chau A., Levine J., Robinson M. Skysat-1: Very high-resolution imagery from a small satellite // *Sensors, Syst. Next-Generation Satell.* XVIII. 9241 (2014). DOI:10.1117/12.2074163.
- [8] Curiel A. da Silva, Boland L., Cooksley J., Bekhti M., Stephens P., Sun W., Sweeting M. First results from the disaster monitoring constellation (DMC) // *Acta Astronautica*. 2005. Vol. 56. P. 261-271. <https://doi.org/10.1016/j.actaastro.2004.09.026>
- [9] Tyc G., Tulip J., Schulten D., Kriskche M., Oxfort M. The RapidEye mission design // *Acta Astronautica*. 2005. Vol. 56. P. 213-219. <https://doi.org/10.1016/j.actaastro.2004.09.029>
- [10] Lagerloef G., Wentz F., Yeuh S., Kao H., Johnson G., Lyman J. Aquarius satellite mission provides new detailed view of sea surface salinity, in state of the climate in 2011 // *Bull. Amer. Meteorol. Soc.* 2012. Vol. 93, N 7. P. S70-S71.
- [11] Sandau R., Röser H.-P., Valenzuela A. Small satellite missions for Earth observation: new developments and trends. Springer, Berlin, 2010. DOI:10.1007/978-3-642-03501-2
- [12] Feng Li, Lei Xin, Yi Guo, Dongsheng Gao, Xianghao Kong, Xiuping Jia, Super-Resolution for GaoFen-4 Remote Sensing Images // *IEEE Geoscience and Remote Sensing Letters*. Jan. 2018. Vol. 15, Issue 1. P. 28-32. DOI:10.1109/LGRS.2017.2768331
- [13] <https://www.airbus.com/space/earth-observation/portfolio.html>
- [14] Liu K., Qiao Y., Duan X. (2009) Optical remote imaging using Fizeau synthetic aperture telescope // *Proceedings of Lasers & Electro Optics & The Pacific Rim Conference on Lasers and Electro-Optics*, Shanghai, China, P. 1007-1008. DOI:10.1109/CLEOPR.2009.5292742
- [15] Yong-Gang Hou, Ming-Jiang Zhang, Chang-Yin Zhao, Rong-Yu Sun. Control of tetrahedron satellite formation flying in the geosynchronous orbit using solar radiation pressure // *Astrophys Space Sci.* 2016. 361:144. DOI:10.1007/s10509-016-2732-1
- [16] Wiggins L.E. Relative magnitudes of the space-environment torques on a satellite // *AIAA Journal*. 1964. Vol. 2, N 4. P. 770-771. <https://doi.org/10.2514/3.2426>
- [17] Shinichi Nakasuka, Kikuko Miyata, Yoshihiro Tsuruda, Yoshihide Aoyanagi, Takeshi Matsumoto. Discussions on attitude determination and control system for micro/nano/pico-satellites considering survivability based on Hodoyoshi-3 and 4 experiences // *Acta Astronautica*. 2018. Vol. 145. P. 515-527. <https://doi.org/10.1016/j.actaastro.2018.02.006>
- [18] Markeev A.P. *Teoreticheskaja mehanika, izdanie chetvertoe*. M.: Izhevsk, 2007. ISBN 978-5-93972-604-7 (in Russ.).

**Publication Ethics and Publication Malpractice
in the journals of the National Academy of Sciences of the Republic of Kazakhstan**

For information on Ethics in publishing and Ethical guidelines for journal publication see <http://www.elsevier.com/publishingethics> and <http://www.elsevier.com/journal-authors/ethics>.

Submission of an article to the National Academy of Sciences of the Republic of Kazakhstan implies that the described work has not been published previously (except in the form of an abstract or as part of a published lecture or academic thesis or as an electronic preprint, see <http://www.elsevier.com/postingpolicy>), that it is not under consideration for publication elsewhere, that its publication is approved by all authors and tacitly or explicitly by the responsible authorities where the work was carried out, and that, if accepted, it will not be published elsewhere in the same form, in English or in any other language, including electronically without the written consent of the copyright-holder. In particular, translations into English of papers already published in another language are not accepted.

No other forms of scientific misconduct are allowed, such as plagiarism, falsification, fraudulent data, incorrect interpretation of other works, incorrect citations, etc. The National Academy of Sciences of the Republic of Kazakhstan follows the Code of Conduct of the Committee on Publication Ethics (COPE), and follows the COPE Flowcharts for Resolving Cases of Suspected Misconduct (http://publicationethics.org/files/u2/New_Code.pdf). To verify originality, your article may be checked by the Cross Check originality detection service <http://www.elsevier.com/editors/plagdetect>.

The authors are obliged to participate in peer review process and be ready to provide corrections, clarifications, retractions and apologies when needed. All authors of a paper should have significantly contributed to the research.

The reviewers should provide objective judgments and should point out relevant published works which are not yet cited. Reviewed articles should be treated confidentially. The reviewers will be chosen in such a way that there is no conflict of interests with respect to the research, the authors and/or the research funders.

The editors have complete responsibility and authority to reject or accept a paper, and they will only accept a paper when reasonably certain. They will preserve anonymity of reviewers and promote publication of corrections, clarifications, retractions and apologies when needed. The acceptance of a paper automatically implies the copyright transfer to the National Academy of Sciences of the Republic of Kazakhstan.

The Editorial Board of the National Academy of Sciences of the Republic of Kazakhstan will monitor and safeguard publishing ethics.

Правила оформления статьи для публикации в журнале смотреть на сайте:

[www:nauka-nanrk.kz](http://www.nauka-nanrk.kz)

ISSN 2518-170X (Online), ISSN 2224-5278 (Print)

<http://www.geolog-technical.kz/index.php/en/>

Верстка Д. Н. Калкабековой

Подписано в печать 15.11.2019.
Формат 70x881/8. Бумага офсетная. Печать – ризограф.
19,7 п.л. Тираж 300. Заказ 6.