

ISSN 2518-170X (Online),  
ISSN 2224-5278 (Print)

ҚАЗАҚСТАН РЕСПУБЛИКАСЫ  
ҰЛТТЫҚ ҒЫЛЫМ АКАДЕМИЯСЫНЫҢ  
Қ. И. Сәтпаев атындағы Қазақ ұлттық техникалық зерттеу университеті

# Х А Б А Р Л А Р Ы

## ИЗВЕСТИЯ

НАЦИОНАЛЬНОЙ АКАДЕМИИ НАУК  
РЕСПУБЛИКИ КАЗАХСТАН  
Казакский национальный исследовательский  
технический университет им. К. И. Сатпаева

## NEWS

OF THE ACADEMY OF SCIENCES  
OF THE REPUBLIC OF KAZAKHSTAN  
Kazakh national research technical university  
named after K. I. Satpayev

### ГЕОЛОГИЯ ЖӘНЕ ТЕХНИКАЛЫҚ ҒЫЛЫМДАР СЕРИЯСЫ



### СЕРИЯ ГЕОЛОГИИ И ТЕХНИЧЕСКИХ НАУК



### SERIES OF GEOLOGY AND TECHNICAL SCIENCES

**6 (432)**

ҚАРАША – ЖЕЛТОҚСАН 2018 ж.  
НОЯБРЬ – ДЕКАБРЬ 2018 г.  
NOVEMBER – DECEMBER 2018

ЖУРНАЛ 1940 ЖЫЛДАН ШЫҒА БАСТАҒАН  
ЖУРНАЛ ИЗДАЕТСЯ С 1940 г.  
THE JOURNAL WAS FOUNDED IN 1940.

ЖЫЛЫНА 6 РЕТ ШЫҒАДЫ  
ВЫХОДИТ 6 РАЗ В ГОД  
PUBLISHED 6 TIMES A YEAR

---

---

*NAS RK is pleased to announce that News of NAS RK. Series of geology and technical sciences scientific journal has been accepted for indexing in the Emerging Sources Citation Index, a new edition of Web of Science. Content in this index is under consideration by Clarivate Analytics to be accepted in the Science Citation Index Expanded, the Social Sciences Citation Index, and the Arts & Humanities Citation Index. The quality and depth of content Web of Science offers to researchers, authors, publishers, and institutions sets it apart from other research databases. The inclusion of News of NAS RK. Series of geology and technical sciences in the Emerging Sources Citation Index demonstrates our dedication to providing the most relevant and influential content of geology and engineering sciences to our community.*

*Қазақстан Республикасы Ұлттық ғылым академиясы "ҚР ҰҒА Хабарлары. Геология және техникалық ғылымдар сериясы" ғылыми журналының Web of Science-тің жаңаланған нұсқасы Emerging Sources Citation Index-те индекстелуге қабылданғанын хабарлайды. Бұл индекстелу барысында Clarivate Analytics компаниясы журналды одан әрі the Science Citation Index Expanded, the Social Sciences Citation Index және the Arts & Humanities Citation Index-ке қабылдау мәселесін қарастыруда. Web of Science зерттеушілер, авторлар, баспашылар мен мекемелерге контент тереңдігі мен сапасын ұсынады. ҚР ҰҒА Хабарлары. Геология және техникалық ғылымдар сериясы Emerging Sources Citation Index-ке енуі біздің қоғамдастық үшін ең өзекті және беделді геология және техникалық ғылымдар бойынша контентке адалдығымызды білдіреді.*

*НАН РК сообщает, что научный журнал «Известия НАН РК. Серия геологии и технических наук» был принят для индексирования в Emerging Sources Citation Index, обновленной версии Web of Science. Содержание в этом индексировании находится в стадии рассмотрения компанией Clarivate Analytics для дальнейшего принятия журнала в the Science Citation Index Expanded, the Social Sciences Citation Index и the Arts & Humanities Citation Index. Web of Science предлагает качество и глубину контента для исследователей, авторов, издателей и учреждений. Включение Известия НАН РК. Серия геологии и технических наук в Emerging Sources Citation Index демонстрирует нашу приверженность к наиболее актуальному и влиятельному контенту по геологии и техническим наукам для нашего сообщества.*

Б а с р е д а к т о р ы  
э. ғ. д., профессор, ҚР ҰҒА академигі

**И.К. Бейсембетов**

Бас редакторының орынбасары

**Жолтаев Г.Ж.** проф., геол.-мин. ғ. докторы

Р е д а к ц и я а л қ а с ы:

**Абаканов Т.Д.** проф. (Қазақстан)  
**Абишева З.С.** проф., академик (Қазақстан)  
**Агабеков В.Е.** академик (Беларусь)  
**Алиев Т.** проф., академик (Әзірбайжан)  
**Бакиров А.Б.** проф., (Қырғыстан)  
**Беспәев Х.А.** проф. (Қазақстан)  
**Бишимбаев В.К.** проф., академик (Қазақстан)  
**Буктуков Н.С.** проф., академик (Қазақстан)  
**Булат А.Ф.** проф., академик (Украина)  
**Ганиев И.Н.** проф., академик (Тәжікстан)  
**Грэвис Р.М.** проф. (АҚШ)  
**Ерғалиев Г.К.** проф., академик (Қазақстан)  
**Жуков Н.М.** проф. (Қазақстан)  
**Кенжалиев Б.К.** проф. (Қазақстан)  
**Қожахметов С.М.** проф., академик (Қазақстан)  
**Конторович А.Э.** проф., академик (Ресей)  
**Курскеев А.К.** проф., академик (Қазақстан)  
**Курчавов А.М.** проф., (Ресей)  
**Медеу А.Р.** проф., академик (Қазақстан)  
**Мұхамеджанов М.А.** проф., корр.-мүшесі (Қазақстан)  
**Нигматова С.А.** проф. (Қазақстан)  
**Оздоев С.М.** проф., академик (Қазақстан)  
**Постолатий В.** проф., академик (Молдова)  
**Ракишев Б.Р.** проф., академик (Қазақстан)  
**Сейтов Н.С.** проф., корр.-мүшесі (Қазақстан)  
**Сейтмуратова Э.Ю.** проф., корр.-мүшесі (Қазақстан)  
**Степанец В.Г.** проф., (Германия)  
**Хамфери Дж.Д.** проф. (АҚШ)  
**Штейнер М.** проф. (Германия)

«ҚР ҰҒА Хабарлары. Геология мен техникалық ғылымдар сериясы».

**ISSN 2518-170X (Online),**

**ISSN 2224-5278 (Print)**

Меншіктенуші: «Қазақстан Республикасының Ұлттық ғылым академиясы» РҚБ (Алматы қ.).

Қазақстан республикасының Мәдениет пен ақпарат министрлігінің Ақпарат және мұрағат комитетінде  
30.04.2010 ж. берілген №10892-Ж мерзімдік басылым тіркеуіне қойылу туралы куәлік.

Мерзімділігі: жылына 6 рет.

Тиражы: 300 дана.

Редакцияның мекенжайы: 050010, Алматы қ., Шевченко көш., 28, 219 бөл., 220, тел.: 272-13-19, 272-13-18,  
<http://nauka-nanrk.kz/geology-technical.kz>

---

© Қазақстан Республикасының Ұлттық ғылым академиясы, 2018

Редакцияның Қазақстан, 050010, Алматы қ., Қабанбай батыра көш., 69а.

мекенжайы: Қ. И. Сәтбаев атындағы геология ғылымдар институты, 334 бөлме. Тел.: 291-59-38.

Типографияның мекенжайы: «Аруна» ЖК, Алматы қ., Муратбаева көш., 75.

Г л а в н ы й р е д а к т о р  
д. э. н., профессор, академик НАН РК

**И. К. Бейсембетов**

Заместитель главного редактора

**Жолтаев Г.Ж.** проф., доктор геол.-мин. наук

Р е д а к ц и о н н а я к о л л е г и я:

**Абаканов Т.Д.** проф. (Казахстан)  
**Абишева З.С.** проф., академик (Казахстан)  
**Агабеков В.Е.** академик (Беларусь)  
**Алиев Т.** проф., академик (Азербайджан)  
**Бакиров А.Б.** проф., (Кыргызстан)  
**Беспаяев Х.А.** проф. (Казахстан)  
**Бишимбаев В.К.** проф., академик (Казахстан)  
**Буктуков Н.С.** проф., академик (Казахстан)  
**Булат А.Ф.** проф., академик (Украина)  
**Ганиев И.Н.** проф., академик (Таджикистан)  
**Грэвис Р.М.** проф. (США)  
**Ергалиев Г.К.** проф., академик (Казахстан)  
**Жуков Н.М.** проф. (Казахстан)  
**Кенжалиев Б.К.** проф. (Казахстан)  
**Кожаметов С.М.** проф., академик (Казахстан)  
**Конторович А.Э.** проф., академик (Россия)  
**Курскеев А.К.** проф., академик (Казахстан)  
**Курчавов А.М.** проф., (Россия)  
**Медеу А.Р.** проф., академик (Казахстан)  
**Мухамеджанов М.А.** проф., чл.-корр. (Казахстан)  
**Нигматова С.А.** проф. (Казахстан)  
**Оздоев С.М.** проф., академик (Казахстан)  
**Постолатий В.** проф., академик (Молдова)  
**Ракишев Б.Р.** проф., академик (Казахстан)  
**Сейтов Н.С.** проф., чл.-корр. (Казахстан)  
**Сейтмуратова Э.Ю.** проф., чл.-корр. (Казахстан)  
**Степанец В.Г.** проф., (Германия)  
**Хамфери Дж.Д.** проф. (США)  
**Штейнер М.** проф. (Германия)

«Известия НАН РК. Серия геологии и технических наук».

**ISSN 2518-170X (Online),**

**ISSN 2224-5278 (Print)**

Собственник: Республиканское общественное объединение «Национальная академия наук Республики Казахстан (г. Алматы)

Свидетельство о постановке на учет периодического печатного издания в Комитете информации и архивов Министерства культуры и информации Республики Казахстан №10892-Ж, выданное 30.04.2010 г.

Периодичность: 6 раз в год

Тираж: 300 экземпляров

Адрес редакции: 050010, г. Алматы, ул. Шевченко, 28, ком. 219, 220, тел.: 272-13-19, 272-13-18,  
<http://nauka-nanrk.kz/geology-technical.kz>

---

© Национальная академия наук Республики Казахстан, 2018

Адрес редакции: Казахстан, 050010, г. Алматы, ул. Кабанбай батыра, 69а.

Институт геологических наук им. К. И. Сатпаева, комната 334. Тел.: 291-59-38.

Адрес типографии: ИП «Аруна», г. Алматы, ул. Муратбаева, 75

Editor in chief

doctor of Economics, professor, academician of NAS RK

**I. K. Beisembetov**

Deputy editor in chief

**Zholtayev G.Zh.** prof., dr. geol-min. sc.

Editorial board:

**Abakanov T.D.** prof. (Kazakhstan)  
**Abisheva Z.S.** prof., academician (Kazakhstan)  
**Agabekov V.Ye.** academician (Belarus)  
**Aliyev T.** prof., academician (Azerbaijan)  
**Bakirov A.B.** prof., (Kyrgyzstan)  
**Bespayev Kh.A.** prof. (Kazakhstan)  
**Bishimbayev V.K.** prof., academician (Kazakhstan)  
**Buktukov N.S.** prof., academician (Kazakhstan)  
**Bulat A.F.** prof., academician (Ukraine)  
**Ganiyev I.N.** prof., academician (Tadjikistan)  
**Gravis R.M.** prof. (USA)  
**Yergaliev G.K.** prof., academician (Kazakhstan)  
**Zhukov N.M.** prof. (Kazakhstan)  
**Kenzhaliyev B.K.** prof. (Kazakhstan)  
**Kozhakhmetov S.M.** prof., academician (Kazakhstan)  
**Kontorovich A.Ye.** prof., academician (Russia)  
**Kurskeyev A.K.** prof., academician (Kazakhstan)  
**Kurchavov A.M.** prof., (Russia)  
**Medeu A.R.** prof., academician (Kazakhstan)  
**Muhamedzhanov M.A.** prof., corr. member. (Kazakhstan)  
**Nigmatova S.A.** prof. (Kazakhstan)  
**Ozdoev S.M.** prof., academician (Kazakhstan)  
**Postolatii V.** prof., academician (Moldova)  
**Rakishev B.R.** prof., academician (Kazakhstan)  
**Seitov N.S.** prof., corr. member. (Kazakhstan)  
**Seitmuratova Ye.U.** prof., corr. member. (Kazakhstan)  
**Stepanets V.G.** prof., (Germany)  
**Humphery G.D.** prof. (USA)  
**Steiner M.** prof. (Germany)

**News of the National Academy of Sciences of the Republic of Kazakhstan. Series of geology and technology sciences.**

**ISSN 2518-170X (Online),**

**ISSN 2224-5278 (Print)**

Owner: RPA "National Academy of Sciences of the Republic of Kazakhstan" (Almaty)

The certificate of registration of a periodic printed publication in the Committee of information and archives of the Ministry of culture and information of the Republic of Kazakhstan N 10892-Ж, issued 30.04.2010

Periodicity: 6 times a year

Circulation: 300 copies

Editorial address: 28, Shevchenko str., of. 219, 220, Almaty, 050010, tel. 272-13-19, 272-13-18,  
<http://nauka-nanrk.kz/geology-technical.kz>

---

© National Academy of Sciences of the Republic of Kazakhstan, 2018

Editorial address: Institute of Geological Sciences named after K.I. Satpayev  
69a, Kabanbai batyr str., of. 334, Almaty, 050010, Kazakhstan, tel.: 291-59-38.

Address of printing house: ST "Aruna", 75, Muratbayev str, Almaty

**NEWS**

OF THE NATIONAL ACADEMY OF SCIENCES OF THE REPUBLIC OF KAZAKHSTAN

**SERIES OF GEOLOGY AND TECHNICAL SCIENCES**

ISSN 2224-5278

<https://doi.org/10.32014/2018.2518-170X.35>

Volume 5, Number 431 (2018), 55 – 65

IRSTI 621.315.212

**K. A. Kabylbekov, Kh. K. Abdrakhmanova, P. A. Saidakhmetov,  
B. Sh. Kedelbaev, R. T. Abdraimov, B. S. Ualikhanova**

M. Auezov South Kazakhstan state University (SKSU), Shymkent, Kazakhstan,  
South Kazakhstan state pedagogical University (SKSPU), Shymkent, Kazakhstan.

E-mail: kenkab@mail.ru, khadi\_kab@mail.ru, timpf\_ukgu@mail.ru,  
b.sh.kedelbaev@mail.ru Raha\_ukgu@mail.ru, bayano\_87@mail.ru

## **CALCULATION AND VISUALIZATION OF THE FIELD OF A COAXIAL CABLE CARRYING A STEADY CURRENT**

**Abstract.** The article presents the calculations and visualization of a magnetic field of the coaxial cable consisting of two concentric conductors carrying a steady current by using the package of MATLAB applied programs. Calculation of a magnetic field induction as a function of distance is performed for both inside and outside of a cable, namely: 1) inside the central conductor from its center to its surface; 2) between two concentric conductors from an external surface of the internal conductor up to an internal surface of the external conductor; 3) inside the external conductor; 4) outside of the external conductor. There are images of a magnetic field lines depending on the specified distances. The lines of the magnetic field are drawn in a projection on the X-Y plane. The density of the magnetic field lines in the picture completely correlates with the calculated values of the magnetic induction within considered area of its variation. It is shown that the magnetic field outside of a cable is equal to zero.

Results of visualization and calculations of the magnetic field of a coaxial cable are used in a theoretical electrical engineering.

**Key words:** coaxial cable, magnetic induction, magnetic field lines, steady current, electric current density.

Nowadays all educational institutions of Kazakhstan are provided with computer hardware and software, interactive boards and internet. Almost all teachers have completed language and computer courses for professional development. Hence the educational institutions have all conditions for using computer training programs and models for performing computer laboratory works. During several years we have been conducting the work on organization computer laboratory works on physics with use of resources of the Fizikon Company [1, 2] which are developed at Al-Farabi Kazakh National University by V. V. Kashkarov and his group. Some of worksheet templates for computer laboratory works are introduced in educational process of our university and schools of the Southern Kazakhstan [3-31]. Students of the physics specialties 5B060400 and 5B011000 successfully master the discipline “Computer modeling of physical phenomena” which is the logical continuation of the disciplines “Information technologies in teaching physics” and “Use of electronic textbooks in teaching physics”. The aim of this discipline is to study and learn the MATLAB program language [32] system, acquaintance with its huge opportunities for modeling and visualization of physical processes. The present article is devoted to calculation and visualization of the magnetic field of the coaxial cable carrying a steady current by using the package of MATLAB applied programs.

For working out the program for calculation and visualization of the magnetic field of a long coaxial cable consisting of two concentric conductors it is necessary to know the sizes of the cable. We take the sizes to be as followings: the radius of the inner conductor is  $a = 6$  mm, the internal radius of the external conductor is  $b = 10$  mm, the external radius of the latter is  $c = 11.7$  mm. These sizes make both conductors to have identical current densities. The cable carries a steady current of  $I = 1$  A. There is the formulation of the problem: it is necessary to determine

- 1) The magnetic field induction  $\mathbf{B}$  at the points inside the central conductor ( $0 < r < a$ );
- 2) The magnetic field  $\mathbf{B}$  in the space between two conductors ( $a < r < b$ );
- 3) The magnetic field  $\mathbf{B}$  at the points inside the external conductor ( $b < r < c$ );
- 4) The magnetic field  $\mathbf{B}$  at the points outside the cable ( $r > c$ ).

The cross-section of the cable, consisting of two conductors is shown in the figure 1.

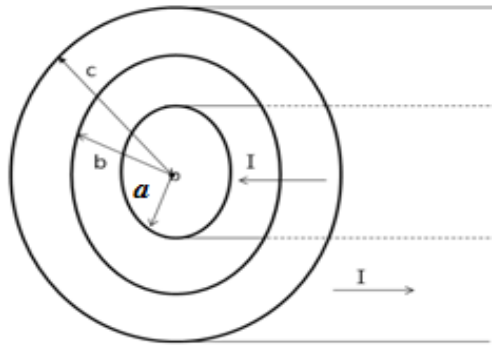


Figure 1 – The cross-section of the coaxial cable, consisting of two concentric conductors carrying a steady current

By applying the Gauss's theorem and the principle of superposition we derive the magnetic field induction  $\mathbf{B}$  at the points inside the central conductor ( $0 < r < a$ )

$$B = \frac{\mu_0 I r}{2\pi a^2}; \quad j = \frac{I}{\pi a^2}.$$

Then the MatLab program for calculation of the magnetic field at the points inside the central conductor is the following:

```
>> I=1; % input the electric current
>> m0=4*pi*1e-7; % input the permeability of free space
>> a=6e-3; % input the radius of the central conductor
>> r=0:a/10:a; % input the distance vector
>> B=m0*I.*r./(2*pi*a^2); % calculation of the magnetic induction inside the central conductor
>> plot(r,B,'k') % visualization
>> grid on % drawing the coordinate grid
>> xlabel('r, m') % input the name of the axis x
>> ylabel('B, T') % input the name of the axis y
>> title('B=F(r)') % input the name of the graph
>> B=m0*I.*6e-3./(2*pi*a.^2) % calculation of the magnetic induction at the surface of the central conductor
```

The result of calculation is presented in the figure 2. It shows, that the magnetic induction inside the central conductor increases linearly from zero up to  $3.33 \cdot 10^{-5}$  T.  $B = 3.3333e-005$  is the result of calculation of the magnetic induction at the surface of the central conductor.

Here is the program for visualization of the magnetic field at the points inside the central conductor:

```
>> x=-a:0.001*a:a; % input the coordinate vector
>> y=-a:0.001*a:a; % input the coordinate vector
>> [X,Y]=meshgrid(x,y); % drawing the grid at knots of which x and y coordinates are recorded % (arrays X and Y).
>> I=1; m0=4*pi*1e-7; % input the current and permeability of free space
>> r1 = ((X -0.01* a).^ 2 + (Y+0.01*a).^ 2).^0.5; % calculation of the distance
>> r2 = ((X +0.01* a).^ 2 + (Y-0.01*a).^ 2).^0.5; % calculation of the distance
>> r=sqrt(r1.^2+r2.^2); % calculation of the distance
>> B=m0*I.*r./(2*pi*a^2); % calculation of the magnetic induction as a function of the distance r
>> Z=B; % redesignation
```

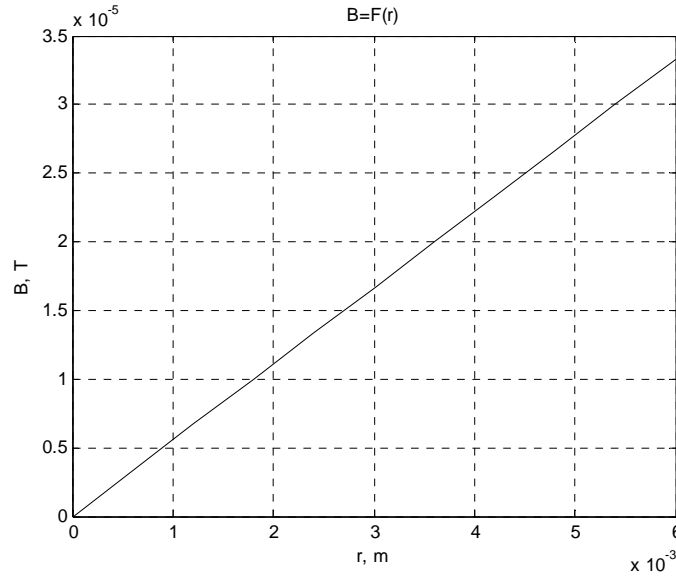


Figure 2 – The induction of the magnetic field of the central conductor versus the distance ( $0 < r < a$ )

```
>> contour3(X,Y,Z,100); % drawing the lines of the magnetic induction
>> xlabel('X,m') % input the name of the axis x
>> ylabel('Y,m') % input the name of the axis y
>> zlabel('B,T') % input the name of the graph
```

The result of visualization is presented in the figure 3.

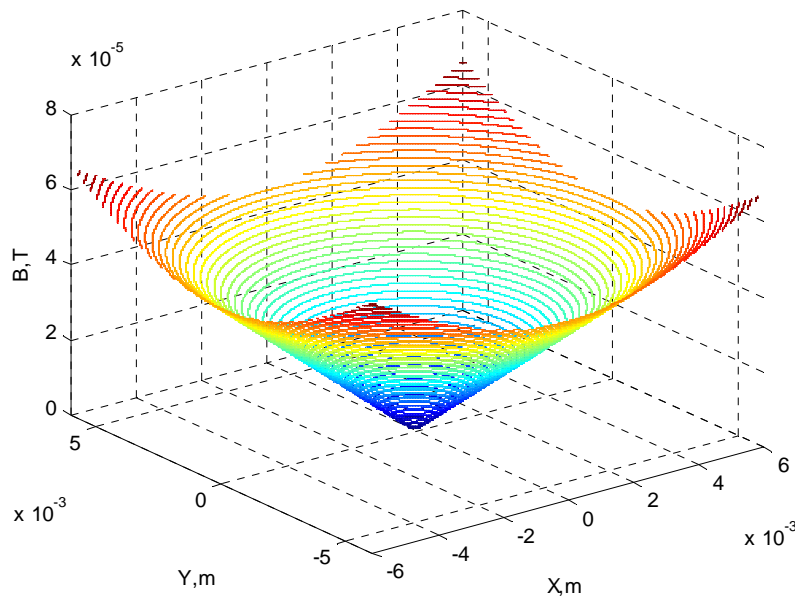


Figure 3 – The lines of magnetic induction inside the central conductor in three-dimensional space

```
>> view([0 0 50]) % visualization in the projection on the plane XY
```

The result is presented in the figure 4.

The graph in figure 2 demonstrating that the magnetic induction linearly increases with the distance from the center of the central conductor towards its surface is confirmed by the picture in figure 4, where the density of the magnetic field lines increases with a distance from the center of the conductor to its surface.



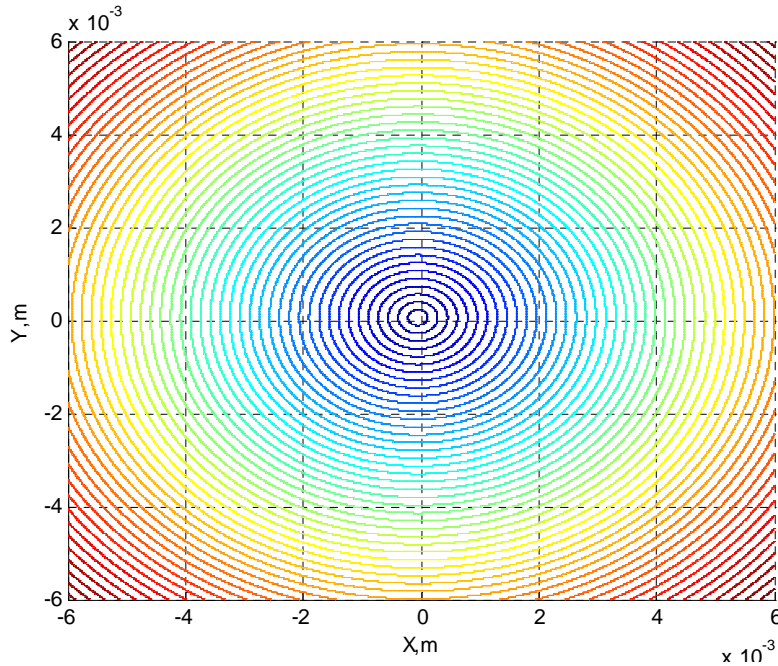


Figure 4 – The lines of magnetic induction inside the central conductor in the projection on the X-Y plane

The magnetic field  $\mathbf{B}$  in the space between two conductors ( $a < r < b$ ):

$$B = \frac{\mu_0 I}{2\pi r}$$

The MatLab program for calculation of this magnetic field is given below:

```
>> b=10e-3; % input the inner radius of the external conductor
>> r=a/50:b; % input the distance vector
>> B=m0*I./(2*pi.*r) % calculation of the magnetic induction magnitude
>> plot(r,B1,'k-') % visualization
>> grid on % drawing the coordinate grid
>> xlabel('r, m') % input the name of the axis x
>> ylabel('B, T') % input the name of the axis y
>> title('B=F(r)') % input the name of the graph
>> B=m0*I./(2*pi.*a) % calculation of the magnetic induction at the surface of the central conductor
B = 3.3333e-005 % the answer
>> B=m0*I./(2*pi.*b) % calculation of the magnetic induction at the inner surface of the external
conductor
B = 2.0000e-005 % the answer
```

The result is presented in the figure 5.

The figure 5 shows that the magnetic induction is inversely proportional to the distance  $r$  between the external radius of the central conductor and the inner radius of the external conductor, i.e. it decreases from  $B = 3.33 \cdot 10^{-5}$  T till  $2 \cdot 10^{-4}$  T within distances  $r$  from  $a$  up to  $b$ .

The program for visualization of the lines of the magnetic induction between the central and external conductors ( $a < r < b$ ) is the following:

```
>> b=10e-3; % input the inner radius of the external conductor
>> x=a:0.001*a:b; % input the coordinate vector
>> y=a:0.001*a:b; % input the coordinate vector
>> [X,Y]=meshgrid(x,y); % drawing the grid at knots of which the coordinates x and y are recorded
% (arrays X and Y).
>> I=1; m0=4*pi*1e-7; ; % input the current and magnetic induction
>> r1 = ((X -0.01* a).^ 2 + (Y+0.01* a).^ 2).^0.5; % calculation of the distance
```

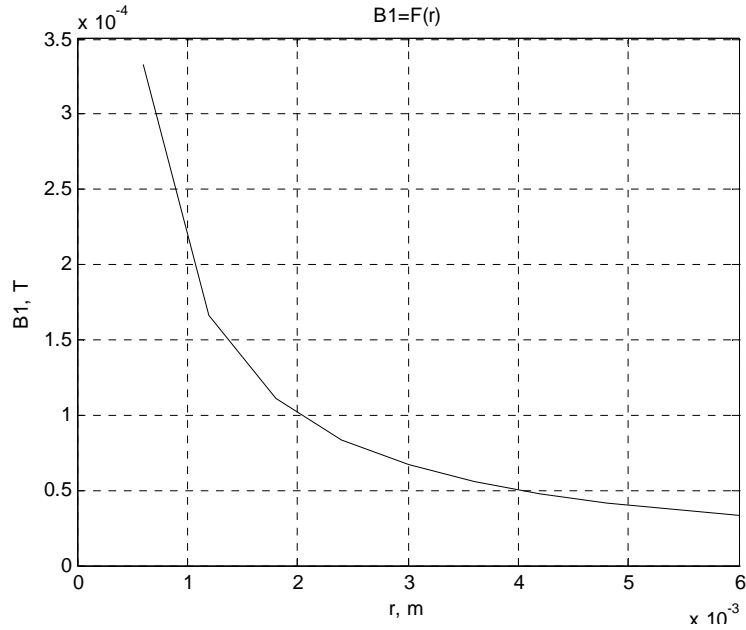


Figure 5 – The dependence of the magnetic induction on the distance r between the external radius of the central conductor and the inner radius of the external conductor

```
>> r2 = ((X + 0.01 * a).^ 2 + (Y - 0.01 * a).^ 2).^ 0.5; % calculation of the distance
>> r = sqrt(r1.^ 2 + r2.^ 2); % calculation of the distance
>> B = m0 * I ./ (2 * pi .* r) % calculation of the magnetic induction magnitude
>> Z = B; % redesignation
>> B = m0 * I ./ (2 * pi .* a) % calculation of the magnetic induction at the surface of the central conductor
    B = 3.3333e-005 % the answer
>> B = m0 * I ./ (2 * pi .* b) % calculation of the magnetic induction at the inner surface of the external \
    conductor
    B = 2.0000e-005 % the answer
>> contour3(X, Y, Z, 100); % drawing the lines of the magnetic induction
The result is presented in the figure 6.
```

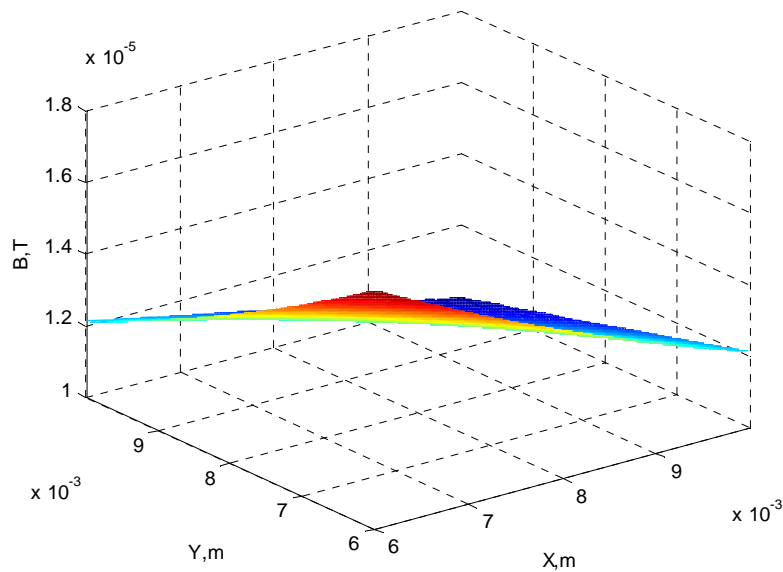


Figure 6 – The lines of the magnetic induction between the external radius of the central conductor and inner radius of the external conductor in three-dimensional space

The picture of the magnetic field lines is not so much informative, for this reason we present it in the projection on X-Y plane. The program for this task is:

```
>> view([0 0 100]) % visualization of the magnetic field lines in the projection on X-Y plane
```

The result is presented in the figure 7.

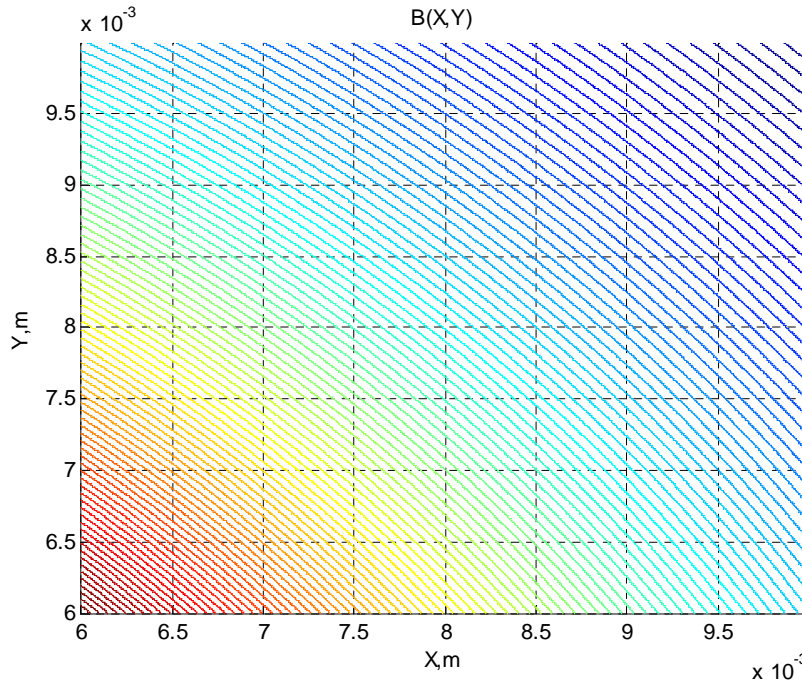


Figure 7 – The lines of the magnetic induction between the external radius of the central conductor and inner radius of the external conductor in the projection on X-Y plane

The figures 5-7 show that the magnetic induction between the external radius of the central conductor and inner radius of the external conductor decreases inversely proportionally to the given distance and the density of magnetic field lines decreases with approaching the inner surface of the external conductor.

Let us consider the magnetic field  $\mathbf{B}$  inside the external conductor ( $b < r < c$ ):

$$B = \frac{\mu_0 I}{2\pi r} \frac{c^2 - r^2}{c^2 - b^2}$$

Then the program for calculation of this magnetic induction is the following:

```
>> a=6e-3; % input the radius of the central conductor
>> b=10e-3 % input the inner radius of the external conductor
>> c=sqrt(a*a+b*b) % calculation of the external radius of the external conductor c =0.0117% the
answer
>> I=1; m0=4*pi*1e-7; % input the current and the permeability of free space
>> r2=b/50:c; % input the distance vector
>> B2=m0*I.*(c.^2-r2.^2)./(2*pi*(c.^2-b.^2)); % calculation of the magnetic induction inside the
external conductor
>> plot(r2,B2,'k-') % visualization
>> grid on % drawing the coordinate grid
>> xlabel('r2, m') % input the name of the axis x
>> ylabel('B2, T') % input the name of the axis y
>> title('B2=F(r2)') % input the name of the graph
```

The result is presented in the figure 8.

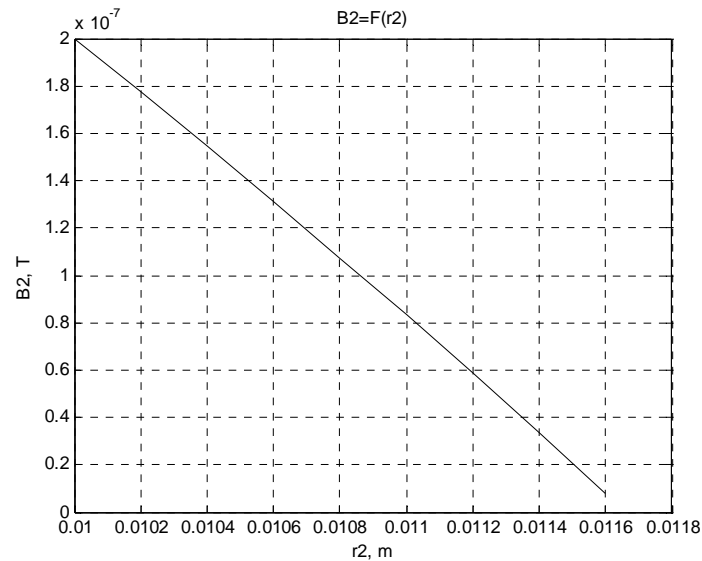


Figure 8 – The magnetic induction versus the distance inside the external conductor

According to the graph in the fig.8 the magnetic induction inside the external conductor monotonically decreases with the distance from the inner surface to the external surface of the external conductor.

The program for visualization of the lines of the magnetic field inside the external conductor ( $b < r < c$ ) is:

```
>> a=6e-3; % input the radius of the central conductor
>> r2=b:0.001:c; % input the distance vector
>> c=sqrt(a*a+b*b) % calculation of the external radius of the external conductor c = 0.0117% the
    answer
>> I=1; m0=4*pi*1e-7; % input the current and the permeability of free space
>> b=10e-3; % input the inner radius of the external conductor
>> x=b:0.001*c:c; % input the coordinate vector
>> y=b:0.001*c:c; % input the coordinate vector
>> [X,Y]=meshgrid(x,y); % drawing the grid at knots of which the coordinates x and y are recorded
    % (arrays X and Y).
```

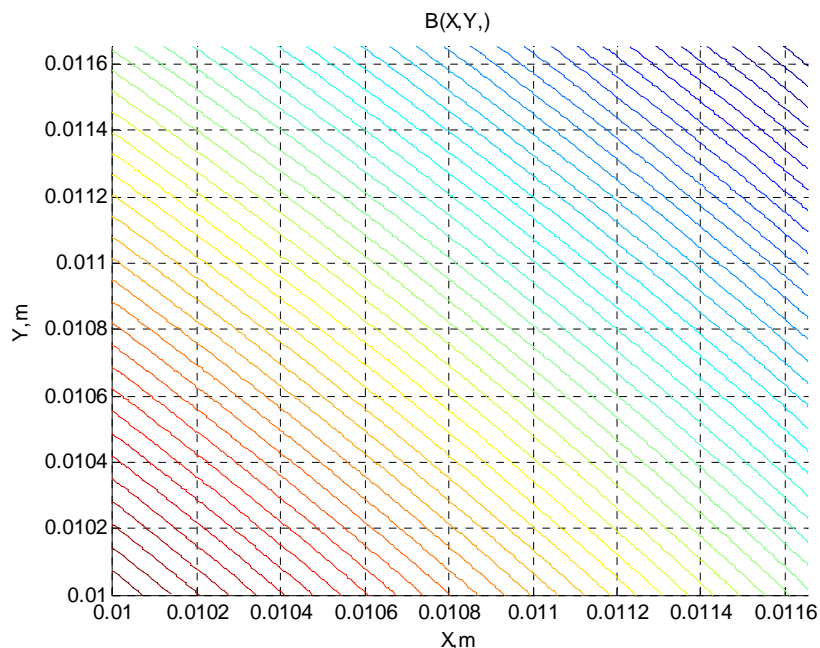


Figure 9 – The lines of the magnetic induction inside the external conductor in the projection on the X-Y plane

```
>> r1 = ((X -0.01* b).^ 2 + (Y+0.01*b).^ 2).^0.5; % calculation of the distance
>> r2 = ((X +0.01* b).^ 2 + (Y-0.01*b).^ 2).^0.5; % calculation of the distance
>> r=sqrt(r1.^2+r2.^2); % calculation of the distance
>> B=m0*I.*(c.^2-r2.^2)./(2*pi*(c.^2-b.^2)); % calculation of the magnetic induction inside the
external conductor
>> Z=B; % redesignation
>> view([0 0 50]) % visualization of the magnetic field lines in the projection on the the X-Y plane
The result is presented in the figure 9.
```

The figures 8, 9 tell us that the magnetic induction magnitude inside the external conductor also decreases with the distance, but more slowly than in the space between two conductors. This is because the resultant field is produced due to superposition of fields of two currents flowing in opposite directions.

The magnetic field  $\mathbf{B}$  outside the external conductor ( $r > c$ ) is zero. Since the current densities in the central and external conductors are identical the resultant field outside the external conductor is equal to the sum of two magnetic inductions with the same magnitude but opposite directions, i.e.  $B = 0$ . (It is supposed that cable consists of two concentric infinitely long conductors)

**Conclusion.** The package of MatLab applied programs is used for calculation and visualization of the magnetic field of the coaxial cable consisting of two concentric conductors carrying a steady current. The four regions of the magnetic field are studied: 1) the magnetic field inside the central conductor as a function of the distance from its center to its surface; 2) the magnetic field in the space between two conductors; 3) the magnetic field inside the external conductor; 4) the magnetic field outside the external field. The following results are obtained:

1) Inside the central conductor the magnetic induction linearly increases with the distance from the center to its surface. This is confirmed by the density of visualized magnetic field lines which increases towards the surface of the central conductor.

2) The magnetic field in the space between two concentric conductors decreases inversely proportionally to the distance from the external surface of the central conductor to the inner surface of the external conductor.

3) The magnetic field inside the external conductor also decreases with distance from the inner to the external surfaces of the conductor but more slowly than between two conductors. This is explained by the fact that the resultant field is due to superposition of magnetic fields of two currents flowing in opposite directions.

4) The magnetic field outside the external conductor is zero, because it is assumed that the current densities in the central and external conductors are identical. It means that the magnetic inductions due to currents through conductors are of equal magnitudes but have opposite directions. So the resultant magnetic field taken as the sum of these magnetic inductions is equal to zero.

Each magnetic field is visualized with the help of magnetic field lines. The results of calculation and visualization of the magnetic field are used in theoretical electric engineering. Students can be suggested to work out the program for calculation and visualization of a magnetic field of two conductors carrying currents in the same direction or for two conductors with different current densities flowing in the same direction and in opposite directions.

## REFERENCES

- [1] CD of the open JSC "Phizicon". «The open physics 1.1».2001.
- [2] <http://elektronika.newmail.ru>
- [3] Kabyzbekov K.A., Abdrakhmanova Kh.K., Abekova Zh.A., Abdraimov R.T., Ualikhanova B.S. Calculation and visualization of a system- an electron in a deep square potential well, with use of the software package of MATLAB // Proceeding of the III International Scientific and Practical Conference «Topical researches of the World Science» (June 28, 2017, Dubai, UAE). July 2017. Vol. 1, N 23. P. 7-13.
- [4] Kabyzbekov K., Saidullaeva N., Spabekova R., Omashova G, Tagaev N., Bitemirova A., Berdieva M. Model of a blank form for computer laboratory work on research of the speed selector // Journal of Theoretical and Applied Information Technology 15th July 2017. Vol. 95, N 13. P. 2999-3009. JATIT & LLS. Indexada en Scopus.
- [5] Kabyzbekov K., Omashova G., Spabekova R., Saidullaeva N., Saidakhmetov P. Junusbtkova S. Management and organization of computer laboratory work in physics education. Espacios // Año 2017. Vol. 38, N 45. P. 35. Indexada en Scopus, Google Schollar.

- [6] Kabyzbekov K.A., Saidakhmetov P. A, Arysbaeva A.S. Worksheet template for organization the independent performance of computer laboratory works // Proceedings of the National Academy of Sciences of the Republic of Kazakhstan. Series of Physics and Mathematics. Almaty, 2013. N 6. P. 82-89. <https://doi.org/10.32014/2018.2518-1726>
- [7] Kabyzbekov K.A., Saidahmetov P.A., Baidullaeva L.E., Abduraimov R. A technique of use of computer models for photo-effect and Compton effect studying, worksheet template for organization the performance of computer laboratory works // Proceedings of the National Academy of Sciences of the Republic of Kazakhstan. Series of Physics and Mathematics. Almaty, 2013. N 6. P. 114-121. <https://doi.org/10.32014/2018.2518-1726>
- [8] Kabyzbekov K.A., Saidahmetov P.A., Turganova T.K., Nurullaev M. A, Baidullaeva L.E. Model of a lesson on converging and diverging lenses // Proceedings of NAN RK. Series physical-mat. 2014. N 2. P. 286-294 <https://doi.org/10.32014/2018.2518-1726>
- [9] Kabyzbekov K.A., Ashirbaev H.A., Saidahmetov P.A., Rustemova K.Zh., Baidullaeva L.E. Worksheet template for organization the performance of computer laboratory work on study the diffraction of light // Proceedings of the National Academy of Sciences of the Republic of Kazakhstan. Series of Physics and Mathematics. 2015. N 1(299). P. 71-77. <https://doi.org/10.32014/2018.2518-1726>
- [10] Kabyzbekov K.A., Ashirbaev H.A., Takibaeva G.A., Saparbaeva E.M., Baidullaeva L.E., Adineeva Sh.I. Worksheet template for organization the performance of computer laboratory work on study the motion of charged particles in a magnetic field // Proceedings of the National Academy of Sciences of the Republic of Kazakhstan. Series of Physics and Mathematics. 2015. N 1(299). P. 80-87 <https://doi.org/10.32014/2018.2518-1726>
- [11] Kabyzbekov K.A., Ashirbaev H.A., Saidakhmetov P.A., Baigulova Z.A., Baidullaeva L.E. Worksheet template for organization the performance of computer laboratory work on study the Newton's rings // Proceedings of the National Academy of Sciences of the Republic of Kazakhstan. Series of Physics and Mathematics. 2015. N 1(299). P. 14-20. <https://doi.org/10.32014/2018.2518-1726>
- [12] Kabyzbekov K.A., Ashirbaev H.A., Sabalakhova A.P., Dzhumagalieva A.I. Worksheet template for organization the performance of computer laboratory work on study the phenomenon of light interference // Proceedings of the National Academy of Sciences of the Republic of Kazakhstan. Series of Physics and Mathematics. 2015. N 3(301). P. 131-136 <https://doi.org/10.32014/2018.2518-1726>
- [13] Kabyzbekov K.A., Ashirbaev H.A., Sabalakhova A.P., Dzhumagalieva A.I. Worksheet template for organization the performance of computer laboratory work on study the Doppler-effect // Proceedings of the National Academy of Sciences of the Republic of Kazakhstan. Series of Physics and Mathematics. 2015. N 3(301). P. 155-160. <https://doi.org/10.32014/2018.2518-1726>
- [14] Kabyzbekov K.A., Ashirbaev H.A., Arysbaeva A.S., Dzhumagalieva A.I. Worksheet template for organization the performance of computer laboratory work on study physical phenomena // Modern high technologies. Moscow, 2015. N 4. P. 40-43.
- [15] Kabyzbekov K.A., Saidakhmetov P.A., Ashirbaev Kh.A., Omashova G.Sh., Berdalieva J. Worksheet template for organization the performance of computer laboratory work on study electromagnetic oscillations // Proceedings of the National Academy of Sciences of the Republic of Kazakhstan. Series of Physics and Mathematics. 2016. N 1(305). P. 111-116. <https://doi.org/10.32014/2018.2518-1726>
- [16] Kabyzbekov K.A., Saidakhmetov P.A., Omashova G.Sh., Berdalieva J., Dzhumagalieva A.I. Worksheet template for organization the performance of computer laboratory work on study the interaction between two infinitely long parallel current-carrying conductors // Proceedings of the National Academy of Sciences of the Republic of Kazakhstan. Series of Physics and Mathematics. 2016. N 1(305). P. 135-140. <https://doi.org/10.32014/2018.2518-1726>
- [17] Kabyzbekov K.A., Saidakhmetov P.A., Omashova G.Sh., Suttibaeva D.I., Kozybakova G.N. Worksheet template for organization the performance of computer laboratory work on study isobaric process // Proceedings of the National Academy of Sciences of the Republic of Kazakhstan. Series of Physics and Mathematics. 2016. N 2. P. 92-97. <https://doi.org/10.32014/2018.2518-1726>
- [18] Kabyzbekov K.A., Omashova G.Sh., Saidakhmetov P.A., Nurullaev M.A., Artygalin N.A. Worksheet template for organization the performance of computer laboratory work on study the Carnot cycle // Proceedings of the National Academy of Sciences of the Republic of Kazakhstan. Series of Physics and Mathematics. 2016. N 2. P. 98-103. <https://doi.org/10.32014/2018.2518-1726>
- [19] Kabyzbekov K.A., Saidakhmetov P.A., Ashirbaev H.A., Abdubaeva Ph.I., Doskanova A.E. Study of the work done by gas on computer model // The Herald of NAN PK. 2016. N 2. P. 83-88. <https://doi.org/10.32014/2018.2518-1467>
- [20] Kabyzbekov K.A., Saidakhmetov P.A., Omashova G.Sh., Serikbaeva G.S., Suyerkulova Zh.N. Worksheet template for organization the performance of computer laboratory work on study simple harmonic motions // Proceedings of the National Academy of Sciences of the Republic of Kazakhstan. Series of Physics and Mathematics. 2016. N 2. P. 84-91. <https://doi.org/10.32014/2018.2518-1726>
- [21] Kabyzbekov K.A., Madjarov N.T., Saidakhmetov P.A. An Independent design of research assignments for computer laboratory work on thermodynamics // Proceedings of the IX International scientific-methodical conference "Teaching natural Sciences (biology, physics, chemistry), mathematics and computer science". Tomsk, 2016. P. 93-99.
- [22] Kabyzbekov K.A., Saidakhmetov P.A., Omashova G.Sh. Organization of computer laboratory work on study the inductor reactance in an ac circuit // Proceedings of NAN RK. 2017. N 1. P. 77-82. <https://doi.org/10.32014/2018.2518-1726>
- [23] Kabyzbekov K.A., Saidakhmetov P.A., Omashova G.Sh., Ashirbaev H.A., Abekova J.A. Organization of computer laboratory works on study of the isotherms of a real gas // Proceedings of the National Academy of Sciences of the Republic of Kazakhstan. Series of Physics and Mathematics. 2017. N 1. P. 77-83. <https://doi.org/10.32014/2018.2518-1726>
- [24] Kabyzbekov K.A., Saidakhmetov P.A., Omashova G.Sh. Organization of computer laboratory works on study of the phenomenon of beats. Proceedings of the National Academy of Sciences of the Republic of Kazakhstan. Series of Physics and Mathematics. 2017. N 2. P. 104-110. <https://doi.org/10.32014/2018.2518-1726>

[25] Kabyzbekov K.A., Omashova G.Sh., Spabekova R.S., Saidakhmetov P.A., Serikbaeva G., Arysbaeva A.S. Worksheet template for organization the performance of computer laboratory work on study the isothermal process // Herald of the National Academy of Sciences of Kazakhstan. 2017. N 3. P. 19-207. <https://doi.org/10.32014/2018.2518-1467>

[26] Kabyzbekov K.A., Omashova G.Sh., Spabekova R.S., Saidakhmetov P.A., Abdrakhmanova Kh.K., Arysbaeva A.S. Independent design of assignment for performance of a computer lab on study isochoric process // Proceedings of the National Academy of Sciences of the Republic of Kazakhstan. Series of Physics and Mathematics. 2017. N 3. P. 127-134. <https://doi.org/10.32014/2018.2518-1726>

[27] Kabyzbekov K.A., Omashova G.Sh., Spabekova R.S., Saidakhmetov P.A., Serikbaeva G.S., Aktureeva G. Organization of computer laboratory works on study the turn-on and turn-off current of the power supply by using MATLAB software package // Proceedings of the National Academy of Sciences of the Republic of Kazakhstan. Series of Physics and Mathematics. 2017. N 3. P. 139-146. <https://doi.org/10.32014/2018.2518-1726>

[28] Kabyzbekov K.A., Omashova G.Sh., Spabekova R.S., Saidakhmetov P.A., Serikbaeva G.S., Aktureeva G. Organization of computer labs for the study the velocity and height distribution of molecules from the Earth's surface by using MATLAB software package // Herald of RK NAS. 2017. N 3. P. 111-119. <https://doi.org/10.32014/2018.2518-1467>

[29] Kabyzbekov K.A., Ashirbayev H.A., Abdrakhmanova Kh.K., Dzhumagalieva A.I., Kydyrbekova J.B. Organization of laboratory work on study the electric and magnetic fields by using MATLAB software package // Proceedings of the National Academy of Sciences of the Republic of Kazakhstan. Series of Physics and Mathematics. 2017. N 3(313). P. 206-212. <https://doi.org/10.32014/2018.2518-1726>

[30] Kabyzbekov K.A., Abdrakhmanova Kh.K., Omashova G.Sh., Kedelbaev B., Abekova J.A. Calculation and visualization of electric field of a space – charled sphere // News of the National Academy of Sciences of the Republic of Kazakhstan. Series of geology and technical sciences. 2018. Vol. 5, N 431. P. 201-209. <https://doi.org/10.32014/2018.2518-170X>. ISSN 2518-170X (Online), ISSN 2224-5278 (Print)

[31] Kabyzbekov K.A., Abdrakhmanova Kh.K., Saidakhmetov P.A., Sultanbek T.S., Kedelbaev B.Sh. Calculation and visualization of isotopes separation process using MATLAB program // News of the National Academy of Sciences of the Republic of Kazakhstan. Series of geology and technical sciences. 2018. Vol. 5, N 431. P. 218-225. <https://doi.org/10.32014/2018.2518-170X>. ISSN 2518-170X (Online), ISSN 2224-5278 (Print)

[32] Porshnev S.V. Computer simulation of physical processes in the MATLAB package. M.: Hot Line-Telecom, 2003. 592 p.

**К. А. Қабьлбеков, Х. К. Абдрахманова, П. А. Саидахметов,  
Б. Ш. Кеделбаев, Р. Т. Абдраимов, Б. С. Уалиханова**

<sup>1</sup>М. Әуезов атындағы Оңтүстің Қазақстан мемлекеттік университет, Шымкент, Қазақстан,

<sup>2</sup>Оңтүстің Қазақстан мемлекеттік педагогикалық университет, Шымкент, Қазақстан

### **ТҰРАҚТЫ ТОГЫ БАР КОАКСИАЛДЫ КАБЕЛДІҢ ӨРІСІН ЕСЕПТЕУ ЖӘНЕ БЕЙНЕЛЕУ**

**Аннотация.** Екі концентрлі өткізгіштерден тұратын тұрақты тогы бар концентрлі кабелдің магнит өрісін MATLAB программалық ортасында есептеу мен бейнелеу ұсынылған:

1) орталық өткізгіштің центрі мен оның ішкі бетіне дейінгі қашықтыққа байланысты магнит өрісінің индукциясы есептелген және күш сызықтары бейнелген; магнит өрісі индукциясының шамасы центрден орталық өткізгіштің бетіне дейін сызықты ұлғаятыны анықталған, индукцияның мұндай өзгерісін күш сызықтарының тығыздығынан да байқауға болатыны суретте көрсетілген.

2) концентрлі өткізгіштердің арасындағы магнит өрісінің индукциясы есептелген және оның күш сызықтары бейнеленген; магнит өрісі индукциясының шамасы ішкі өткізгіштің сыртқы бетінен бастап сыртқы өткізгіштің ішкі бетінен дейінгі ара қашықтыққа байланысты пропорционал өсетіні көрсетілген.

3) сыртқы өткізгіштің ішкі беті мен сыртқы бетіне дейінгі қашықтыққа байланысты магнит өрісі индукциясының X-Y жазықтығына проекциясы бейнеленген. Сыртқы өткізгіштің магнит индукциясының шамасы ара қашықтыққа байланысты өседі, бірақ 2)-ші жағдайға салыстырғанда азырақ өседі, үйткені қорытынды өріске қарама-қарсы жүрген екі токтың өрістері әсер етеді.

4) Сыртқы өткізгіштің сыртында магнит өрісі болмайды, себебі орталық өткізгіш пен сыртқы өткізгіш бойындағы ток тығыздықтары, есеп шарты бойынша бірдей боғандықтан, суперпозиция принципі бойынша қорытынды өріс қарама-қарсы жүрген токтардың бірдей магнит индукцияларының қосындысынан құралады да, өрістер жойылады.

Есептеулерді бейнелеу нәтижелері теоретикалық электротехникада қолданылады.

**Түйін сөздер:** таралу, коаксиалды кабель, магнит өрісінің индукциясы, сызықтар, тұрақты ток, ток тығыздығы.

**К. А. Кабылбеков, Х. К. Абдрахманова, П. А. Саидахметов,  
Б. Ш. Кеделбаев, Р. Т. Абдраимов, Б. С. Уалиханова**

Южно-Казахстанский государственный университет им. М. Ауэзова, Шымкент, Казахстан,  
Южно-Казахстанский государственный педагогический университет, Шымкент, Казахстан

### **РАСЧЕТ И ВИЗУАЛИЗАЦИЯ ПОЛЯ КОАКСИАЛЬНОГО КАБЕЛЯ ПО КОТОРОМУ ТЕЧЕТ ПОСТОЯННЫЙ ТОК**

**Аннотация.** В статье приведены расчеты и визуализация магнитного поля коаксиального кабеля, состоящего из двух концентрических проводников, по которым течет постоянный ток, с использованием пакета прикладных программ MATLAB. Вычисление зависимости индукции магнитного поля от расстояния выполнено как внутри так и снаружи кабеля, а именно: 1) внутри центрального проводника от его центра до его поверхности и приведено изображение соответствующих линий магнитного поля; 2) между концентрическими проводниками от внешней поверхности внутреннего проводника до внутренней поверхности внешнего проводника 3) внутри внешнего проводника 4) снаружи внешнего проводника. Даны изображения линии магнитной индукции в зависимости от указанных расстояний. Линии магнитной поля изображены в проекции на плоскость X-Y. Плотность изображенных линий магнитного поля полностью согласуется с вычисленными значениями магнитной индукции в рассматриваемой области ее изменения. Показано, что магнитное поле снаружи кабеля равно нулю.

Результаты визуализации и расчетов магнитного поля коаксиального кабеля можно использовать в теоретической электротехнике.

**Ключевые слова:** коаксиальный кабель, магнитная индукция, линии магнитного поля, постоянный ток, плотность тока.

#### **Сведения об авторах:**

Кабылбеков К. А. – канд. физ.-мат. наук, доцент кафедры «Физика», Шымкент, Казахстан  
Абдрахманова Х.К. – канд. хим. наук, доцент кафедры «Физика», Шымкент, Казахстан  
Саидахметов П. А. – канд. физ.-мат. наук, доцент кафедры «Физика», Шымкент, Казахстан  
Кеделбаев Б. Ш. – докт. техн. наук, профессор кафедры «Биотехнология», Шымкент, Казахстан  
Абдраимов Р. Т. – докторант, ст. преп. кафедры «Физика», Шымкент, Казахстан  
Уалиханова Б. С. – PhD, зав. каф. физики ЮКГПУ, Шымкент, Казахстан

#### **Information about authors:**

Kabylbekov K. – <https://orcid.org/0000-0001-8347-4153>, [kenkab@mail.ru](mailto:kenkab@mail.ru)  
Abdrakhmanova Kh. – <https://orcid.org/0000-0002-6110-970X>, [khadi\\_kab@mail.ru](mailto:khadi_kab@mail.ru)  
Saidakhmetov P. – <https://orcid.org/0000-0002-9146-047X>, [timpf\\_ukgu@mail.ru](mailto:timpf_ukgu@mail.ru)  
Kedelbaev B. – <https://orcid.org/0000-0001-7158-1488>, [b.sh.kedelbaev@mail.ru](mailto:b.sh.kedelbaev@mail.ru)  
Abdraimov R. – <https://orcid.org/0000-0003-1485-523X>, [Raha\\_ukgu@mail.ru](mailto:Raha_ukgu@mail.ru)  
Ualikhanova B. – <https://orcid.org/0000-0001-7679-380X>; [bayano\\_87@mail.ru](mailto:bayano_87@mail.ru)



---

**Publication Ethics and Publication Malpractice  
in the journals of the National Academy of Sciences of the Republic of Kazakhstan**

For information on Ethics in publishing and Ethical guidelines for journal publication see <http://www.elsevier.com/publishingethics> and <http://www.elsevier.com/journal-authors/ethics>.

Submission of an article to the National Academy of Sciences of the Republic of Kazakhstan implies that the described work has not been published previously (except in the form of an abstract or as part of a published lecture or academic thesis or as an electronic preprint, see <http://www.elsevier.com/postingpolicy>), that it is not under consideration for publication elsewhere, that its publication is approved by all authors and tacitly or explicitly by the responsible authorities where the work was carried out, and that, if accepted, it will not be published elsewhere in the same form, in English or in any other language, including electronically without the written consent of the copyright-holder. In particular, translations into English of papers already published in another language are not accepted.

No other forms of scientific misconduct are allowed, such as plagiarism, falsification, fraudulent data, incorrect interpretation of other works, incorrect citations, etc. The National Academy of Sciences of the Republic of Kazakhstan follows the Code of Conduct of the Committee on Publication Ethics (COPE), and follows the COPE Flowcharts for Resolving Cases of Suspected Misconduct ([http://publicationethics.org/files/u2/New\\_Code.pdf](http://publicationethics.org/files/u2/New_Code.pdf)). To verify originality, your article may be checked by the Cross Check originality detection service <http://www.elsevier.com/editors/plagdetect>.

The authors are obliged to participate in peer review process and be ready to provide corrections, clarifications, retractions and apologies when needed. All authors of a paper should have significantly contributed to the research.

The reviewers should provide objective judgments and should point out relevant published works which are not yet cited. Reviewed articles should be treated confidentially. The reviewers will be chosen in such a way that there is no conflict of interests with respect to the research, the authors and/or the research funders.

The editors have complete responsibility and authority to reject or accept a paper, and they will only accept a paper when reasonably certain. They will preserve anonymity of reviewers and promote publication of corrections, clarifications, retractions and apologies when needed. The acceptance of a paper automatically implies the copyright transfer to the National Academy of Sciences of the Republic of Kazakhstan.

The Editorial Board of the National Academy of Sciences of the Republic of Kazakhstan will monitor and safeguard publishing ethics.

Правила оформления статьи для публикации в журнале смотреть на сайте:

[www:nauka-nanrk.kz](http://www.nauka-nanrk.kz)

**ISSN 2518-170X (Online), ISSN 2224-5278 (Print)**

<http://geolog-technical.kz/index.php/kz/>

Верстка Д. Н. Калкабековой

Подписано в печать 23.11.2018.

Формат 70x881/8. Бумага офсетная. Печать – ризограф.

14,7 п.л. Тираж 300. Заказ 6.