

ISSN 2518-170X (Online),
ISSN 2224-5278 (Print)

ҚАЗАҚСТАН РЕСПУБЛИКАСЫ
ҰЛТТЫҚ ҒЫЛЫМ АКАДЕМИЯСЫНЫҢ
Қ. И. Сәтпаев атындағы Қазақ ұлттық техникалық зерттеу университеті

Х А Б А Р Л А Р Ы

ИЗВЕСТИЯ

НАЦИОНАЛЬНОЙ АКАДЕМИИ НАУК
РЕСПУБЛИКИ КАЗАХСТАН
Казакский национальный исследовательский
технический университет им. К. И. Сатпаева

NEWS

OF THE ACADEMY OF SCIENCES
OF THE REPUBLIC OF KAZAKHSTAN
Kazakh national research technical university
named after K. I. Satpayev

ГЕОЛОГИЯ ЖӘНЕ ТЕХНИКАЛЫҚ ҒЫЛЫМДАР СЕРИЯСЫ



СЕРИЯ ГЕОЛОГИИ И ТЕХНИЧЕСКИХ НАУК



SERIES OF GEOLOGY AND TECHNICAL SCIENCES

2 (428)

НАУРЫЗ – СӘУІР 2018 ж.
МАРТ – АПРЕЛЬ 2018 г.
MARCH – APRIL 2018

ЖУРНАЛ 1940 ЖЫЛДАН ШЫҒА БАСТАҒАН
ЖУРНАЛ ИЗДАЕТСЯ С 1940 г.
THE JOURNAL WAS FOUNDED IN 1940.

ЖЫЛЫНА 6 РЕТ ШЫҒАДЫ
ВЫХОДИТ 6 РАЗ В ГОД
PUBLISHED 6 TIMES A YEAR

NAS RK is pleased to announce that News of NAS RK. Series of geology and technical sciences scientific journal has been accepted for indexing in the Emerging Sources Citation Index, a new edition of Web of Science. Content in this index is under consideration by Clarivate Analytics to be accepted in the Science Citation Index Expanded, the Social Sciences Citation Index, and the Arts & Humanities Citation Index. The quality and depth of content Web of Science offers to researchers, authors, publishers, and institutions sets it apart from other research databases. The inclusion of News of NAS RK. Series of geology and technical sciences in the Emerging Sources Citation Index demonstrates our dedication to providing the most relevant and influential content of geology and engineering sciences to our community.

Қазақстан Республикасы Ұлттық ғылым академиясы "ҚР ҰҒА Хабарлары. Геология және техникалық ғылымдар сериясы" ғылыми журналының Web of Science-тің жаңаланған нұсқасы Emerging Sources Citation Index-те индекстелуге қабылданғанын хабарлайды. Бұл индекстелу барысында Clarivate Analytics компаниясы журналды одан әрі the Science Citation Index Expanded, the Social Sciences Citation Index және the Arts & Humanities Citation Index-ке қабылдау мәселесін қарастыруда. Web of Science зерттеушілер, авторлар, баспашылар мен мекемелерге контент тереңдігі мен сапасын ұсынады. ҚР ҰҒА Хабарлары. Геология және техникалық ғылымдар сериясы Emerging Sources Citation Index-ке енуі біздің қоғамдастық үшін ең өзекті және беделді геология және техникалық ғылымдар бойынша контентке адалдығымызды білдіреді.

НАН РК сообщает, что научный журнал «Известия НАН РК. Серия геологии и технических наук» был принят для индексирования в Emerging Sources Citation Index, обновленной версии Web of Science. Содержание в этом индексировании находится в стадии рассмотрения компанией Clarivate Analytics для дальнейшего принятия журнала в the Science Citation Index Expanded, the Social Sciences Citation Index и the Arts & Humanities Citation Index. Web of Science предлагает качество и глубину контента для исследователей, авторов, издателей и учреждений. Включение Известия НАН РК. Серия геологии и технических наук в Emerging Sources Citation Index демонстрирует нашу приверженность к наиболее актуальному и влиятельному контенту по геологии и техническим наукам для нашего сообщества.

Б а с р е д а к т о р ы
э. ғ. д., профессор, ҚР ҰҒА академигі

И.К. Бейсембетов

Бас редакторының орынбасары

Жолтаев Г.Ж. проф., геол.-мин. ғ. докторы

Р е д а к ц и я а л қ а с ы:

Абаканов Т.Д. проф. (Қазақстан)
Абишева З.С. проф., академик (Қазақстан)
Агабеков В.Е. академик (Беларусь)
Алиев Т. проф., академик (Әзірбайжан)
Бакиров А.Б. проф., (Қырғыстан)
Беспәев Х.А. проф. (Қазақстан)
Бишимбаев В.К. проф., академик (Қазақстан)
Буктуков Н.С. проф., академик (Қазақстан)
Булат А.Ф. проф., академик (Украина)
Ганиев И.Н. проф., академик (Тәжікстан)
Грэвис Р.М. проф. (АҚШ)
Ерғалиев Г.К. проф., академик (Қазақстан)
Жуков Н.М. проф. (Қазақстан)
Кенжалиев Б.К. проф. (Қазақстан)
Қожахметов С.М. проф., академик (Қазақстан)
Конторович А.Э. проф., академик (Ресей)
Курскеев А.К. проф., академик (Қазақстан)
Курчавов А.М. проф., (Ресей)
Медеу А.Р. проф., академик (Қазақстан)
Мұхамеджанов М.А. проф., корр.-мүшесі (Қазақстан)
Нигматова С.А. проф. (Қазақстан)
Оздоев С.М. проф., академик (Қазақстан)
Постолатий В. проф., академик (Молдова)
Ракишев Б.Р. проф., академик (Қазақстан)
Сейтов Н.С. проф., корр.-мүшесі (Қазақстан)
Сейтмуратова Э.Ю. проф., корр.-мүшесі (Қазақстан)
Степанец В.Г. проф., (Германия)
Хамфери Дж.Д. проф. (АҚШ)
Штейнер М. проф. (Германия)

«ҚР ҰҒА Хабарлары. Геология мен техникалық ғылымдар сериясы».

ISSN 2518-170X (Online),

ISSN 2224-5278 (Print)

Меншіктенуші: «Қазақстан Республикасының Ұлттық ғылым академиясы» РҚБ (Алматы қ.).

Қазақстан республикасының Мәдениет пен ақпарат министрлігінің Ақпарат және мұрағат комитетінде 30.04.2010 ж. берілген №10892-Ж мерзімдік басылым тіркеуіне қойылу туралы куәлік.

Мерзімділігі: жылына 6 рет.

Тиражы: 300 дана.

Редакцияның мекенжайы: 050010, Алматы қ., Шевченко көш., 28, 219 бөл., 220, тел.: 272-13-19, 272-13-18,
<http://nauka-nanrk.kz/geology-technical.kz>

© Қазақстан Республикасының Ұлттық ғылым академиясы, 2018

Редакцияның Қазақстан, 050010, Алматы қ., Қабанбай батыра көш., 69а.

мекенжайы: Қ. И. Сәтбаев атындағы геология ғылымдар институты, 334 бөлме. Тел.: 291-59-38.

Типографияның мекенжайы: «Аруна» ЖК, Алматы қ., Муратбаева көш., 75.

Г л а в н ы й р е д а к т о р
д. э. н., профессор, академик НАН РК

И. К. Бейсембетов

Заместитель главного редактора

Жолтаев Г.Ж. проф., доктор геол.-мин. наук

Р е д а к ц и о н н а я к о л л е г и я:

Абаканов Т.Д. проф. (Казахстан)
Абишева З.С. проф., академик (Казахстан)
Агабеков В.Е. академик (Беларусь)
Алиев Т. проф., академик (Азербайджан)
Бакиров А.Б. проф., (Кыргызстан)
Беспаяев Х.А. проф. (Казахстан)
Бишимбаев В.К. проф., академик (Казахстан)
Буктуков Н.С. проф., академик (Казахстан)
Булат А.Ф. проф., академик (Украина)
Ганиев И.Н. проф., академик (Таджикистан)
Грэвис Р.М. проф. (США)
Ергалиев Г.К. проф., академик (Казахстан)
Жуков Н.М. проф. (Казахстан)
Кенжалиев Б.К. проф. (Казахстан)
Кожаметов С.М. проф., академик (Казахстан)
Конторович А.Э. проф., академик (Россия)
Курскеев А.К. проф., академик (Казахстан)
Курчавов А.М. проф., (Россия)
Медеу А.Р. проф., академик (Казахстан)
Мухамеджанов М.А. проф., чл.-корр. (Казахстан)
Нигматова С.А. проф. (Казахстан)
Оздоев С.М. проф., академик (Казахстан)
Постолатий В. проф., академик (Молдова)
Ракишев Б.Р. проф., академик (Казахстан)
Сейтов Н.С. проф., чл.-корр. (Казахстан)
Сейтмуратова Э.Ю. проф., чл.-корр. (Казахстан)
Степанец В.Г. проф., (Германия)
Хамфери Дж.Д. проф. (США)
Штейнер М. проф. (Германия)

«Известия НАН РК. Серия геологии и технических наук».

ISSN 2518-170X (Online),

ISSN 2224-5278 (Print)

Собственник: Республиканское общественное объединение «Национальная академия наук Республики Казахстан (г. Алматы)

Свидетельство о постановке на учет периодического печатного издания в Комитете информации и архивов Министерства культуры и информации Республики Казахстан №10892-Ж, выданное 30.04.2010 г.

Периодичность: 6 раз в год

Тираж: 300 экземпляров

Адрес редакции: 050010, г. Алматы, ул. Шевченко, 28, ком. 219, 220, тел.: 272-13-19, 272-13-18,
<http://nauka-nanrk.kz/geology-technical.kz>

© Национальная академия наук Республики Казахстан, 2018

Адрес редакции: Казахстан, 050010, г. Алматы, ул. Кабанбай батыра, 69а.

Институт геологических наук им. К. И. Сатпаева, комната 334. Тел.: 291-59-38.

Адрес типографии: ИП «Аруна», г. Алматы, ул. Муратбаева, 75

Editor in chief

doctor of Economics, professor, academician of NAS RK

I. K. Beisembetov

Deputy editor in chief

Zholtayev G.Zh. prof., dr. geol-min. sc.

Editorial board:

Abakanov T.D. prof. (Kazakhstan)
Abisheva Z.S. prof., academician (Kazakhstan)
Agabekov V.Ye. academician (Belarus)
Aliyev T. prof., academician (Azerbaijan)
Bakirov A.B. prof., (Kyrgyzstan)
Bespayev Kh.A. prof. (Kazakhstan)
Bishimbayev V.K. prof., academician (Kazakhstan)
Buktukov N.S. prof., academician (Kazakhstan)
Bulat A.F. prof., academician (Ukraine)
Ganiyev I.N. prof., academician (Tadjikistan)
Gravis R.M. prof. (USA)
Yergaliev G.K. prof., academician (Kazakhstan)
Zhukov N.M. prof. (Kazakhstan)
Kenzhaliyev B.K. prof. (Kazakhstan)
Kozhakhmetov S.M. prof., academician (Kazakhstan)
Kontorovich A.Ye. prof., academician (Russia)
Kurskeyev A.K. prof., academician (Kazakhstan)
Kurchavov A.M. prof., (Russia)
Medeu A.R. prof., academician (Kazakhstan)
Muhamedzhanov M.A. prof., corr. member. (Kazakhstan)
Nigmatova S.A. prof. (Kazakhstan)
Ozdoev S.M. prof., academician (Kazakhstan)
Postolatii V. prof., academician (Moldova)
Rakishev B.R. prof., academician (Kazakhstan)
Seitov N.S. prof., corr. member. (Kazakhstan)
Seitmuratova Ye.U. prof., corr. member. (Kazakhstan)
Stepanets V.G. prof., (Germany)
Humphery G.D. prof. (USA)
Steiner M. prof. (Germany)

News of the National Academy of Sciences of the Republic of Kazakhstan. Series of geology and technology sciences.

ISSN 2518-170X (Online),

ISSN 2224-5278 (Print)

Owner: RPA "National Academy of Sciences of the Republic of Kazakhstan" (Almaty)

The certificate of registration of a periodic printed publication in the Committee of information and archives of the Ministry of culture and information of the Republic of Kazakhstan N 10892-Ж, issued 30.04.2010

Periodicity: 6 times a year

Circulation: 300 copies

Editorial address: 28, Shevchenko str., of. 219, 220, Almaty, 050010, tel. 272-13-19, 272-13-18,
<http://nauka-nanrk.kz/geology-technical.kz>

© National Academy of Sciences of the Republic of Kazakhstan, 2018

Editorial address: Institute of Geological Sciences named after K.I. Satpayev
69a, Kabanbai batyr str., of. 334, Almaty, 050010, Kazakhstan, tel.: 291-59-38.

Address of printing house: ST "Aruna", 75, Muratbayev str, Almaty

NEWS

OF THE NATIONAL ACADEMY OF SCIENCES OF THE REPUBLIC OF KAZAKHSTAN

SERIES OF GEOLOGY AND TECHNICAL SCIENCES

ISSN 2224-5278

Volume 2, Number 428 (2018), 55 – 62

UDC 624.044.3:539.42:691.32

O. Dovzhenko, V. Pogrebnyi, I. Yurko

Poltava National Technical Yuri Kondratyuk University, Ukraine.

E-mail: o.o.dovzhenko@gmail.com, V.V.Pohribnyi@gmail.com, ilona.yurko@gmail.com

SHEAR FAILURE FORM REALIZATION IN CONCRETE

Abstract. The shear is considered as concrete and reinforced concrete elements failure form, which differ significantly in constructive solutions, load transfer schemes and stress-strain state on shear surface. Conditions and criterion for shear failure form realization in concrete are formulated. As conditions, it is assumed that plastic deformation is localized in thin layers on failure surface and that shear stresses τ_n are reached $\sqrt{2/3}$ from their maximum value. Criterion for shear realization in structurally inhomogeneous materials with different resistance to compression and tension is simultaneous limit state existence over entire shear surface. To determine shear realization boundary in concrete, concrete plate destruction process under axial compression is analyzed. «Shear – tear» failure transition region existence is substantiated. Lower concrete destruction boundary by shearing is located in mixed region stresses close to axial compression, and upper boundary is in uneven biaxial compression zone. Kinematic concrete elements destruction mechanism under shear is considered as limit macroscopic structure. Rigid-plastic body concept is used. Plastic deformation is thought to be concentrated in thin layers on fracture surface, and adjacent areas are considered as hard disks. Sufficiently general technique for calculating strength based on mathematical plasticity theory apparatus, variational method with virtual velocities principle application, discontinuous solutions, and upper ultimate load magnitude estimate is proposed. Externally brittle destruction character cannot serve as obstacle to plasticity theory application. As plastic potential, concrete strength condition in revolution paraboloid form is adopted, which has fairly simple notation in tensor form and experimental confirmation. Strength problems solution is to write down virtual velocity principle functional for corresponding kinematic fracture mechanism. Functional is investigated for an extremum, which is equivalent to boundary value problem solution. Stationary state achievement by functional corresponds to plastic deformation power minimum. As an example, solution is given to strength problem of bent fixed from one end concrete (reinforced concrete) plate, simulating keyed joints. Realized kinematic mechanism under shear opens fracture surface direction variation possibility by creating lateral compression, which practical interest is.

Key words: concrete, shear failure form, conditions, criterion, realization mechanism, calculation methods.

Introduction. Concrete and reinforced concrete elements working on shearing forces perception are widely used in practice, that predetermines necessary for their further study. They differ significantly in constructive solutions, load transfer schemes, and in shear zone stress-strain state specificity. At the present time, there is no sufficiently general method for calculating strength of such elements, makes it possible to take into account their features and determining factors influence. Its creation on basis of single theoretical basis is an actual task.

Work aim is to determine conditions, criterion and mechanism for realization shear in concrete to develop a general calculation technique based on deformed solid mechanics.

Research methods. The aim is achieved by analyzing shear phenomenon in concrete [1-4]. Fracture character and shear zone stress-strain state are considered. To solve deformable solid mechanics equations [5-7], which in general is complicated problem, simplifications number have been introduced [8, 9]. The shear strength is evaluated using the variational method [10], virtual velocities principle and discontinuous solution [8, 9], which allow us to obtain result corresponding to plastic deformation power minimum quite easily [8-11].

Results. Concrete fracture forms. Realizable in elastic-plastic materials, among which is concrete, fracture forms reflect macromechanical bodies behavior in limit state and exert determining influence on ultimate load magnitude [12]. They differ significantly and as destruction mechanisms components require use different theories, concepts and approaches to solving strength problems. Tearing, element parts move in direction perpendicular to destruction surface, remaining slightly deformed. For crushing plastic deformation zonal placement in destruction area is typically. Bodies behavior in shearing form has its own peculiarities, having investigated which it is possible to formulate conditions, determine mechanism and its realization boundaries, and develop calculation technique that takes into account shear specificity.

The shear as fracture form is characterized by one-part movement of element along other and for plastic bodies is an extension of observed visually directed intense deformation in shear zone (slip) [8, 11]. Plastic concrete properties are limited and depend on stress element state [12]. In biaxial compression, they are crucial, in mixed conditions stress states their influence is significantly reduced, and plasticity regions dimensions' decrease. Externally brittle avalanche shear fracture in a number of cases visually practically does not differ from fracture by tear (figure 1). At the same time, concrete intensity deformation that is fixed in experiments near fracture surface during shear and tear is fundamentally different.



Figure 1 – Concrete beam fracture by shear (a) and tear (b)

Shear failure form boundaries. Shear boundary location depends on material's resistance to axial compression and tension, as well as its structural features.

Studies results analysis [1-4, 11, 13] indicates that shear occurs in plane-stressed concrete elements in biaxial uneven compression, uniaxial compression, and mixed stresses close to axial compression. For purpose of a shear phenomenon detailed study, it is advisable to consider elements behavior at boundary of its realization in transition area «shear – tear», where when comparing two forms, their differences and characteristic features are more clearly visible. The transition area includes destruction under uniaxial compression (figure 2, a, b), choice is also justified for investigation by presence experimental numerous materials [11, 13-15].




Figure 2 – Concrete destruction prisms by tear (a) and shear (b), plastic deformation localization on shear surface (c)

As is known, the shear failure form area is determined by real existence slip planes [8, 16]. For plastic materials, its boundaries are located in biaxial intervals compression and tension [8]. However, for concrete indicated area is not so wide.

Transition failure area «tear – shear». When concrete element is uniaxial compressed, its case fracture substantially depends on cement stone elastic crystalline and plastic gel ratio components. As first increases, concrete strength increases, and deformability decreases. In direction perpendicular to compression, structural tensile stresses arise around pores and voids, which concentration leads to microcracks appearance already at initial loading stages. At stresses exceeding their lower limit formation, microcracks develop moderately.

With achievement of crack formation upper boundary (boundary between moderate stage and intensive stage of cracks growth), process is undamped and breaks from tear [14, 15]. With gel (plastic) predominance component, bodies fracture mainly occurs by shear. Development possibility and plastic deformation localization is determined by difference between upper and lower microcracks formation boundaries. With increasing this difference, material plastic properties increase, shear failure form probability increases. In the case zones extension insignificant, local stresses decrease, plastic deformation concentration in thin layers on fracture surface occurs (Fig. 2, c) and shear is realized [11, 13].

Thus, under uniaxial compression, there is transition area of «shear – tear» failure. Tearing, there is great behavior instability and an increase in elements strength scatter. In this case, average maximum load value corresponds to load at shear. That is, strength evaluation based on shear failure form under uniaxial compression and throughout transition region is preferable.

Conditions for realization shear. One of mandatory conditions for shear realization in elastic-plastic materials is plastic deformation localization in thin layers on slip surfaces, which determines bodies destruction mechanism.

As plasticity condition, it is recommended to use Balandin-Geniev strength condition [16] (figure 3), which has satisfactory convergence with experimental data and simple record in tensor form.

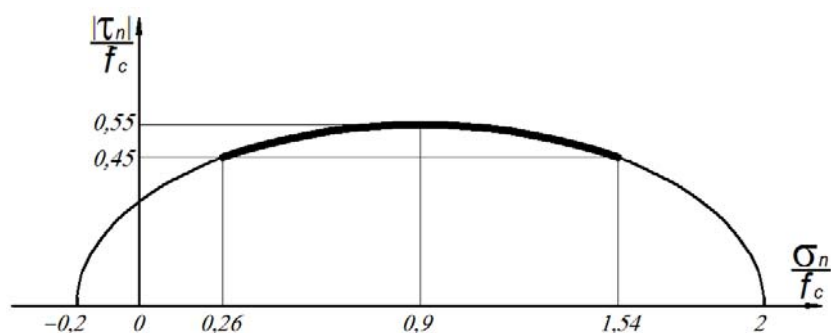


Figure 3 – Concrete strength condition at resistances ratio tension and compression
 $f_{ct}/f_c=0.1$: ———— – shear realization interval

Interval for concrete shear failure form realization is proposed to be points limited in which tangent angles ψ values to envelope of Mohr's circles (figure 3) correspond to their values for axial compression and tension of plastic materials. Specified limit defines ultimate stress level at shear areas.

Rigid-plastic body concept was adopted (figure 4).

Destruction mechanism and criterion for its use. To use plasticity theory, it is important to consider features of deformed solid development process limit state. This process leads to macroscopic structure formation, so-called kinematic mechanism, which development is due to body limit state attainment in the most stressed and deformed region (fracture area) where large irreversible deformations are localized, due to which parts separated by fracture surface mutual motion acquire possibility [10-12]. With plastic kinematic mechanism, deformation process proceeds gradually. Its characteristic feature is simultaneity of limit state existence over whole failure area, which is impossible with brittle kinematic mechanism with dominant stress level in tension zone and tear crack formation. This plastic kinematic mechanism behavior is due to sufficient deformed solid plastic deformations resource, that elastic-plastic or rigid-plastic body diagram with limited plasticity interval can be used.

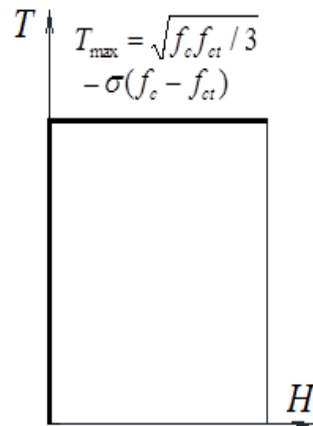


Figure 4 – Diagram «Tangential stresses intensity T – shear strain velocity intensity H » for concrete

For inhomogeneous stresses states, fracture surface consists of shear and tear areas. It is quite difficult to determine tear or shear form predominance quite difficult. There is need for qualitative criterion for using plasticity theory. Following criterion formulation of its applicability is proposed: existence of plasticity (strength) condition over whole concrete limit state area which completely intersects body, which development is necessary to make it mechanism. Limit state simultaneity in tension and compression zones is attained at stage preceding shear when compression stresses level outstrips tension stress level. At same time, externally brittle fracture nature is not an obstacle to shear realization and plasticity theory applicability.

Shear strength calculation. A sufficiently general and exact calculation theory should explain physical essence of known phenomenon wide range, predict new dependencies and properties, and describe with necessary accuracy processes parameters ratio.

In Poltava National Technical Yuri Kondratyuk University developed technique for calculating strength based on concrete ideal plasticity theory [12, 16], supplemented by its limitations applicability, considering elements failure stage, design schemes that clearly demonstrate fracture mechanism kinematics, and using the variational method of determining ultimate load.

Particular element ultimate load calculation is related to its assignment kinematic destruction mechanism and virtual velocity principle functional recording [9, 10, 12].

The functional for triaxial stress states has form

$$I = \int_{S'_f} m \left[B^2 + 0,25 (\Delta V'_t / \Delta V'_n)^2 \right] \Delta V'_n dS - \int_{S_f} f_i V'_i dS, \quad (1)$$

where $m = f_c - f_{ct}$; $B^2 = \left(1 + \chi / (1 - \chi)^2\right) / 3$; $\chi = f_{ct} / f_c$, f_i, V'_i – given forces on body surface S_f and kinematic possible velocities; S'_f – fracture surface; $\Delta V'_n, \Delta V'_t$ – breaks (jumps) of normal and tangent to surface S'_f components velocity.

For plane stress states, first term of expression (1) is written:

$$I_l = \int_{S'_f} m \left[2B \left(1 + 0,25 (\Delta V'_t / \Delta V'_n)^2\right)^{0,5} - 1 \right] \Delta V'_n dS. \quad (2)$$

On real stress state functional I is zero. Limit load value is found from plastic deformation minimum condition power by varying geometrical surface parameters S'_f and disks velocities ratio.

As an example, let us consider bent plate strength problem clamped at one end, which simulates keys work in elements joints [4, 18-20]. The kinematic plate fracture scheme is shown in figure 5. The unknown parameters of this problem are limit load q_u , slope angles α of platform AB and β of platform BC to vertical (where ABC – fracture surface), disks velocities ratio $k = V_x / V_y = \text{tg}(\psi + \beta)$ I and II (figure 5).

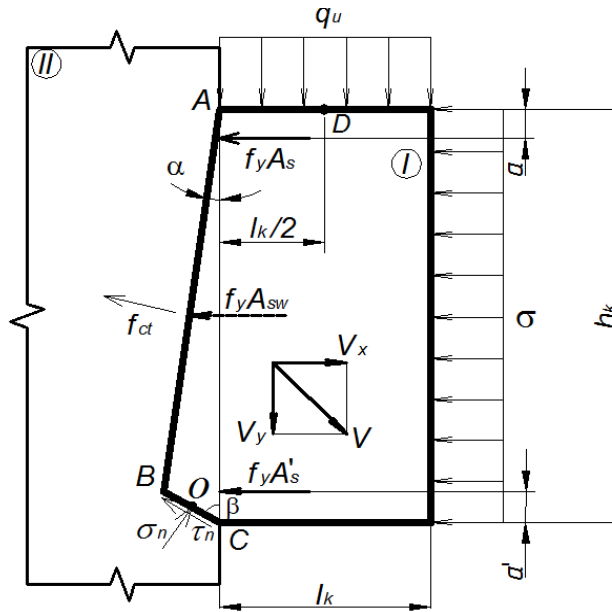


Figure 5 – Kinematic possible concrete destruction scheme (reinforce concrete) plate, pinched from one end

Compression σ is taken into account as an external load uniformly distributed over plate height, and reinforcement effect in reinforced concrete element is by applying compressive external force in reinforcement (A_s, A_{sw}, A'_s) level [21].

The formula for determining maximum load is written in form:

$$q_u = \left(m \left[2B \sqrt{(k - tg\beta)^2 + 0,25(ktg\beta + 1)^2} + k + tg\beta \right] \frac{h_k}{l_k} \times \frac{tg\alpha}{tg\alpha + tg\beta} + f_{ct} (k + tg\alpha) \frac{tg\beta}{tg\alpha + tg\beta} + k\sigma \right) \quad (3)$$

Additional conditions are used in moment form equations applied to key part cut off by surface of velocity discontinuity ABC . In this case points B, O, D are offered as moment points.

Conclusion. Thus, shear failure form in elastic-plastic materials, to which concrete relates, is characterized by concentration of directional plastic deformation in thin layers on slip surface. Neighboring regions in limit state remain slightly deformed and are considered as rigid.

Stressed states interval for which shear is typical as concrete fracture form is narrowed in comparison with shear realization area in plastic materials. Shear occurs at tangent angles values to envelope of Mohr's circles $-\arcsin 1/3 \leq \psi \leq \arcsin 1/3$ and the tangential stresses level on the slip surface $\sqrt{2/3} \leq \tau_n / \tau_{max} \leq 1$. At the same time, lower concrete destruction limit by shear is located in mixed area stresses states, close to axial compression, and upper one in zone of uneven biaxial compression. As a criterion for shear realization, limit state achievement (strength condition) is considered, even for a moment, over entire area that completely intersects body.

To solve concrete and reinforced concrete elements strength problem in shear failure form, mathematical application plasticity theory apparatus is promising. Using the variational method, solutions were obtained for strength problems of elements differing in shape, load transfer circuit, fracture zone stress state, which was confirmed in experiments [1-4, 18-20].

The kinematic mechanism under the shear as a limit macroscopic structure opens fracture surface varying direction possibility for example, by creating lateral reduction. Slip plane orientation makes it possible to change elastic-plastic material plastic layer location, taking into account configuration, size ratio, holes and weakened places presence in bodies, which is of practical interest due to shear cases variety.

REFERENCES

- [1] Falcon J.M. (2012) Experimental research on reinforced concrete dapped end beams: shear strength and serviceability behavior. Proc. of the 9th fib. International PhD Symposium in Civil Engineering, Karlsruhe, Germany. P. 61-66.
- [2] Lee Ch.H., Chin W.J., Choi E.S., Kiml Y.J. (2011) An Experimental Study on the Joints in Ultra High Performance Precast Concrete Segmental Bridges. Journal of the Korea Concrete Institute. Vol. 23(2). P. 235-244.
- [3] Kaneko Y., Mihashi H., Ishihara S. (2004) Shear failure of plain concrete in strain localized area. Proceeding of the Fifth International Conference on Fracture Mechanics of Concrete and Concrete Structures, Vail, Colorado, USA. Vol.1. P. 383-390.
- [4] Dovzhenko O., Pohribnyi V., Yurko I., Shostak I. (2017) The bearing capacity experimental determination of the keyed joints models in the transport construction. Proc. of the 6th fib. International Scientific Conference «Reliability and Durability of Railway Transport Engineering Structures and Buildings», Kharkiv, Ukraine. DOI: <https://doi.org/10.1051/mateconf/201711602011>.
- [5] Okopnyy Yu.A., Radin V.P., Chirkov V.P. (2001) Materials and structures mechanics [Mekhanika materialov i konstruksiy]. Moscow, Russia. 408 p. ISBN 5217029749. (In Russian).
- [6] Panovko Ya.G. (1985) Mechanics of deformable solid. Modern concepts, mistakes and paradoxes [Mekhanika deformiruyemogo tverdogo tela. Sovremennyye kontseptsii, oshibki i paradoksy]. Moscow, Russia. 288 p. (2017) Edition 2. ISBN 978-5-9710-4173-3. (In Russian).
- [7] Rabotnov Yu.N. (1988) Mechanics of deformable solid [Mekhanika deformiruyemogo tverdogo tela]. Moscow, Russia. 712 p. (In Russian).
- [8] Kachanov L.M. (1969) Basic of the plasticity theory [Osnovy teorii plastichnosti]. Moscow, Russia. 420 p. (2013). 426 p. ISBN 5458436059, 9785458436052. (In Russian).
- [9] Kolmogorov V.L. (1986) Metal forming mechanics [Mekhanika obrabotki metallov davleniyem]. Moscow, Russia. 689 p. (In Russian).
- [10] Mitrofanov V.P. (2006) The theory of perfect plasticity as the elementary mechanic pseudo-plastic ultimate state of concrete: bases, limitations, practical aspects. Improving Proc. of the 2nd fib. Congress, Naples, Italy. P.7 – 6.
- [11] Nielsen M.P. Hoang L.C. (2011) Limit Analysis and Concrete Plasticity. CRC Press, Taylor & Francis Group. 3rd ed. 669 p. ISBN 9781439803967.
- [12] Mytrofanov V.P., Dovzhenko O.O., Pogribnyi V.V. (2002) About applying possibility premise ideal plasticity for concrete [Pro mozhyvist' zastosuvannya peredumovy pro ideal'nu plastychnist' do betonu]. Bulletin of the Odessa Civil Engineering and Architecture State Academy. Odesa, Ukraine. Vol. 7. P. 118-124. (In Ukrainian).
- [13] Sytnik V.I., Ivanov Yu.A. (1967) Experimental studies high-strength concretes strength and deformability [Eksperimental'nyye issledovaniya prochnosti i deformativnosti vysokoprochnykh betonov]. High-strength concretes Journal. Kyiv, Ukraine. P. 54-72. (In Russian).
- [14] Yevdokimova T.S. (2017) The stress - strain state and strength calculation of obliquely compressible fiber-reinforced concrete elements: Ph.D. [Naryazhenno-deformirovannoye sostoyaniye i raschet prochnosti kosozhimayemykh fibrozhelezo-betonnykh elementov: dis. ... kand. nauk: 05.23.01]. Sant-Peterburg, Russia. 150 p. (In Russian).
- [15] Vatulya H.L., Harahulya Ye.I., Petrenko D.H., Bychenok I.V. (2014) Concrete columns deformability investigation by deep tensometry method [Doslidzhennya deformatyvnosti betonnykh kolon metodom hlybinnoyi tenzometriyi]. Academic Journal (industrial machine building, civil engineering). Poltava, Ukraine. Vol. 3(42), Part 2. P. 30-36. (In Ukrainian).
- [16] Geniyev G.A., Kissyuk V.N., Tyupin G.A. (1974) Concrete and reinforced concrete plasticity theory [Teoriya plastichnosti betona i zhelezobetona]. Moscow, Russia. 316 p. (In Russian).
- [17] Pedersen R.H. Herlev M.E. (2015) Shear capacity of construction-friendly element joints. Bachelor Thesis, Department of Civil Engineering, Denmark.
- [18] Svejgaard J. (2015) Test and analysis of keyed shear joints between precast concrete walls - influence of indent area on the load bearing capacity. Master's thesis, Department of Civil Engineering, Denmark.
- [19] Sorensen J.H., Hoang L.C., Olesen J.F., Fischer G. (2017) Test and analysis of a new ductile shear connection design for RC shear walls. Structural Concrete. 18:189-204. <https://doi.org/10.1002/suco.201600056>.
- [20] Jorgensen H.B, Hoang L.C. (2015) Load carrying capacity of keyed joints reinforced with high strength wire rope loops. Proceedings of fib symposium: Concrete - Innovation and Design, Copenhagen, Denmark. 13 p.
- [21] Dovzhenko O.A. Pogrebnoy V.V., Chursa Yu.V. (2017) Strength calculation of keyed joints of floor elements of structural system «ARCOS» [Raschet prochnosti shponochnykh soyedineniy elementov perekrytiya konstruktivnoy sistemy «ARKOS»]. Industrial and Civil Engineering [Promyshlennoe i grazhdanskoe stroitelstvo] Moscow, Russia. Vol. 2. P. 70-74. (In Russian).

О. А. Довженко, В. В. Погребной, И. А. Юрко

Полтавский национальный технический университет им. Юрия Кондратюка, Украина

РЕАЛИЗАЦИЯ СРЕЗОВОЙ ФОРМЫ РАЗРУШЕНИЯ В БЕТОНЕ

Аннотация. Рассматривается срез как форма разрушения бетонных и железобетонных элементов, существенно различающихся конструктивными решениями, схемами передачи нагрузки и напряженно-деформированным состоянием на поверхности сдвига. Сформулированы условия и критерий реализации срезовой формы разрушения в бетоне. В качестве условий приняты обязательность локализации пластической деформации в тонких слоях на поверхности разрушения и достижение сдвиговыми напряжениями τ_n уровня $\sqrt{2/3}$ от их максимального значения. Критерием реализации среза в структурно-неоднородных материалах с различным сопротивлением сжатию и растяжению является одновременное существование предельного состояния по всей поверхности сдвига. Для определения границы реализации среза в бетоне проанализирован процесс разрушения бетонной пластины при осевом сжатии. Обосновано существование переходной области разрушения «сдвиг-отрыв». Нижняя граница разрушения бетона путем среза расположена в области смешанных напряженных состояний, приближенных к осевому сжатию, а верхняя – в зоне неравномерного двухосного сжатия. Кинематический механизм разрушения бетонных элементов при срезе рассматривается как предельная макроскопическая структура. Используется концепция жестко-пластического тела. Пластическая деформация считается сосредоточенной в тонких слоях на поверхности разрушения, а соседние области рассматриваются как жесткие диски. Предложена достаточно общая методика расчета прочности на основе математического аппарата теории пластичности, вариационного метода с применением принципа виртуальных скоростей, разрывных решений и верхней оценки величины предельной нагрузки. Внешне хрупкий характер разрушения не может служить препятствием применения теории пластичности. В качестве пластического потенциала принято условие прочности бетона в виде параболоида вращения, имеющее достаточно простую запись в тензорной форме и экспериментальное подтверждение. Решение задач прочности сводится к записи функционала принципа виртуальных скоростей для соответствующего кинематического механизма разрушения. Функционал исследуется на экстремум, что эквивалентно решению краевой задачи. Достижение функционалом стационарного состояния соответствует минимуму мощности пластической деформации. В качестве примера приведено решение задачи прочности изгибаемой защемленной с одного конца бетонной (железобетонной) пластины, моделирующей работу шпонок стыкового соединения. Реализуемый кинематический механизм при срезе открывает возможность варьирования направления поверхности разрушения путем создания бокового обжатия, что представляет практический интерес.

Ключевые слова: бетон, срезовая форма разрушения, условия, критерий, механизм реализации, методика расчета.

О. А. Довженко, В. В. Погребной, И. А. Юрко

Юрий Кондратюк атындағы Полтава ұлттық техникалық университеті, Полтава, Украина

БЕТОНДАҒЫ БҰЗЫЛЫСТАРДЫҢ КЕСІНДІ ҚАЛЫПТАРЫН ЖҮЗЕГЕ АСЫРУ

Аннотация. Кесінді ығысу бетіндегі кернеулік түр өзгерту күйі, жүктемені тарату мен, конструктивтік шешімдерімен айрықша ажыратылатын бетонды және темірбетонды элементтерді бұзу қалыптары ретінде қарастырылады. Бетондағы бұзылыстың кесінді пішіндерін жүзеге асыру шарттары мен критерийлері тұжырымдалған. Шарт ретінде пластикалық деформацияның бұзылыс бетінде жұқа қабаттарда орналасу міндеттілігі мен ығысу кернеуімен максималды мәніндегі деңгейге жетуі қабылданған. Сығу мен созуға кедергісі әр түрлі құрылымдық біртекті емес материалдардағы кесіндіні жүзеге асыру критерийі ығысу бетінің барлық бөліктерінде бір уақытта шектік күйінің болуы болып табылады. Бетондағы кесіндіні жүзеге асыру шекарасын анықтау мақсатында осьтік сығу кезіндегі бетондық платинаның бұзылу үрдісі талданған. Бұзылудың «ығысу-жұлу» аралық бөлігінің болуы негізделген. Бетонның кесінді арқылы бұзылуының төменгі шекарасы кернеулі күйі аралас аймақтарда, ал жоғарғысы – біртекті емес екі осьтік сығу аймағында орна-

ласқан. Кесу кезіндегі бетондық элементтердің бұзылуының кинематикалық механизмі шектік макроскопиялық құрылым ретінде қарастырылады. Қатты-пластикалық дене концепциясы пайдаланылады. Пластикалық деформация бұзылу бетінің жұқа қабаттарында жинақталған болып есептелінеді, ал көршілес аймақтар қатты дисктер ретінде қарастырылады. Созылымдылық теориясының математикалық аппараты, виртуалды жылдамдықтар қолданылған вариациялық әдіс, үзіліс шешімдері мен шектік кернеу мәнінің жоғарғы бағасы негізінде беріктікті есептеудің жалпы әдістемесі ұсынылған. Бұзылудың сырттай морт сипаттамасы созылымдылық теориясын қолдануға кедергі бола алмайды. Пластикалық потенциал ретінде тензорлық түрде қарапайым жазбасы мен тәжірибелік дәлелі бар айналу параболоиды түріндегі бетон беріктігі шарты қабылданған. Беріктік мәселелерін шешу бұзылудың сәйкес кинематикалық механизмі үшін виртуалдық жылдамдықтар принципі функционалын жазуға саяды. Функционал экстремумға зерттеледі, бұл шеттік есепті шешуге эквивалентті болып табылады. Функционалдың стационарлы күйге жетуі созылымдылық деформациясы қуатының минимумына сәйкес келеді. Мысал ретінде, түйістірілген қосынды кілтектері жұмысын модельдейтін, бір шетінен қысылған иілгіш бетон (темірбетон) пластинасының беріктігі есебінің шешімі берілген. Кесіндідегі жүзеге асырылатын кинематикалық механизм бүйірлік сығу арқылы бұзылу бетінің бағытын түрлендіру мүмкіндігін береді, бұл тәжірибелік маңызға ие.

Түйін сөздер: бетон, бұзылудың кесінді түрі, шарттары, критерий, жүзеге асыру механизмі, есептеу әдістемесі.

Сведения об авторах:

Довженко Оксана Александровна – кандидат технических наук, профессор кафедры «Железобетонных и каменных конструкций и сопротивления материалов» Полтавского национального технического университета имени Юрия Кондратюка, o.o.dovzhenko@gmail.com

Погребной Владимир Владимирович – кандидат технических наук, старший научный сотрудник, доцент кафедры «Железобетонных и каменных конструкций и сопротивления материалов» Полтавского национального технического университета имени Юрия Кондратюка, V.V.Pohribnyi@gmail.com

Юрко Илона Анатольевна – кандидат технических наук, доцент кафедры «Автомобильных дорог, геодезии, землеустройства и сельских строений» Полтавского национального технического университета имени Юрия Кондратюка, ilona.yurko@gmail.com

**Publication Ethics and Publication Malpractice
in the journals of the National Academy of Sciences of the Republic of Kazakhstan**

For information on Ethics in publishing and Ethical guidelines for journal publication see <http://www.elsevier.com/publishingethics> and <http://www.elsevier.com/journal-authors/ethics>.

Submission of an article to the National Academy of Sciences of the Republic of Kazakhstan implies that the described work has not been published previously (except in the form of an abstract or as part of a published lecture or academic thesis or as an electronic preprint, see <http://www.elsevier.com/postingpolicy>), that it is not under consideration for publication elsewhere, that its publication is approved by all authors and tacitly or explicitly by the responsible authorities where the work was carried out, and that, if accepted, it will not be published elsewhere in the same form, in English or in any other language, including electronically without the written consent of the copyright-holder. In particular, translations into English of papers already published in another language are not accepted.

No other forms of scientific misconduct are allowed, such as plagiarism, falsification, fraudulent data, incorrect interpretation of other works, incorrect citations, etc. The National Academy of Sciences of the Republic of Kazakhstan follows the Code of Conduct of the Committee on Publication Ethics (COPE), and follows the COPE Flowcharts for Resolving Cases of Suspected Misconduct (http://publicationethics.org/files/u2/New_Code.pdf). To verify originality, your article may be checked by the Cross Check originality detection service <http://www.elsevier.com/editors/plagdetect>.

The authors are obliged to participate in peer review process and be ready to provide corrections, clarifications, retractions and apologies when needed. All authors of a paper should have significantly contributed to the research.

The reviewers should provide objective judgments and should point out relevant published works which are not yet cited. Reviewed articles should be treated confidentially. The reviewers will be chosen in such a way that there is no conflict of interests with respect to the research, the authors and/or the research funders.

The editors have complete responsibility and authority to reject or accept a paper, and they will only accept a paper when reasonably certain. They will preserve anonymity of reviewers and promote publication of corrections, clarifications, retractions and apologies when needed. The acceptance of a paper automatically implies the copyright transfer to the National Academy of Sciences of the Republic of Kazakhstan.

The Editorial Board of the National Academy of Sciences of the Republic of Kazakhstan will monitor and safeguard publishing ethics.

Правила оформления статьи для публикации в журнале смотреть на сайте:

www.nauka-nanrk.kz

ISSN 2518-170X (Online), ISSN 2224-5278 (Print)

<http://geolog-technical.kz/index.php/kz/>

Верстка *Д. Н. Калкабековой*

Подписано в печать 02.04.2018.

Формат 70x881/8. Бумага офсетная. Печать – ризограф.

16,9 п.л. Тираж 300. Заказ 2.