

ISSN 2518-170X (Online),
ISSN 2224-5278 (Print)

ҚАЗАҚСТАН РЕСПУБЛИКАСЫ
ҰЛТТЫҚ ҒЫЛЫМ АКАДЕМИЯСЫНЫҢ

Х А Б А Р Л А Р Ы

ИЗВЕСТИЯ

НАЦИОНАЛЬНОЙ АКАДЕМИИ НАУК
РЕСПУБЛИКИ КАЗАХСТАН

NEWS

OF THE ACADEMY OF SCIENCES
OF THE REPUBLIC OF KAZAKHSTAN

ГЕОЛОГИЯ ЖӘНЕ ТЕХНИКАЛЫҚ ҒЫЛЫМДАР
СЕРИЯСЫ



СЕРИЯ
ГЕОЛОГИИ И ТЕХНИЧЕСКИХ НАУК



SERIES
OF GEOLOGY AND TECHNICAL SCIENCES

5 (425)

ҚЫРҚҮЙЕК – ҚАЗАН 2017 ж.
СЕНТЯБРЬ – ОКТЯБРЬ 2017 г.
SEPTEMBER – OCTOBER 2017

ЖУРНАЛ 1940 ЖЫЛДАН ШЫҒА БАСТАҒАН
ЖУРНАЛ ИЗДАЕТСЯ С 1940 г.
THE JOURNAL WAS FOUNDED IN 1940.

ЖЫЛЫНА 6 РЕТ ШЫҒАДЫ
ВЫХОДИТ 6 РАЗ В ГОД
PUBLISHED 6 TIMES A YEAR

АЛМАТЫ, ҚР ҰҒА
АЛМАТЫ, НАН РК
ALMATY, NAS RK

Б а с р е д а к т о р ы

э. ғ. д., профессор, ҚР ҰҒА академигі

И.К. Бейсембетов

Бас редакторының орынбасары

Жолтаев Г.Ж. проф., геол.-мин. ғ. докторы

Р е д а к ц и я а л қ а с ы:

Абаканов Т.Д. проф. (Қазақстан)
Абишева З.С. проф., академик (Қазақстан)
Агабеков В.Е. академик (Беларусь)
Алиев Т. проф., академик (Әзірбайжан)
Бакиров А.Б. проф., (Қырғыстан)
Беспәев Х.А. проф. (Қазақстан)
Бишимбаев В.К. проф., академик (Қазақстан)
Буктуков Н.С. проф., академик (Қазақстан)
Булат А.Ф. проф., академик (Украина)
Ганиев И.Н. проф., академик (Тәжікстан)
Грэвис Р.М. проф. (АҚШ)
Ерғалиев Г.К. проф., академик (Қазақстан)
Жуков Н.М. проф. (Қазақстан)
Кенжалиев Б.К. проф. (Қазақстан)
Қожахметов С.М. проф., академик (Қазақстан)
Конторович А.Э. проф., академик (Ресей)
Курскеев А.К. проф., академик (Қазақстан)
Курчавов А.М. проф., (Ресей)
Медеу А.Р. проф., академик (Қазақстан)
Мұхамеджанов М.А. проф., корр.-мүшесі (Қазақстан)
Нигматова С.А. проф. (Қазақстан)
Оздоев С.М. проф., академик (Қазақстан)
Постолатий В. проф., академик (Молдова)
Ракишев Б.Р. проф., академик (Қазақстан)
Сейтов Н.С. проф., корр.-мүшесі (Қазақстан)
Сейтмуратова Э.Ю. проф., корр.-мүшесі (Қазақстан)
Степанец В.Г. проф., (Германия)
Хамфери Дж.Д. проф. (АҚШ)
Штейнер М. проф. (Германия)

«ҚР ҰҒА Хабарлары. Геология мен техникалық ғылымдар сериясы».

ISSN 2518-170X (Online),

ISSN 2224-5278 (Print)

Меншіктенуші: «Қазақстан Республикасының Ұлттық ғылым академиясы» РҚБ (Алматы қ.).

Қазақстан республикасының Мәдениет пен ақпарат министрлігінің Ақпарат және мұрағат комитетінде 30.04.2010 ж. берілген №10892-Ж мерзімдік басылым тіркеуіне қойылу туралы куәлік.

Мерзімділігі: жылына 6 рет.

Тиражы: 300 дана.

Редакцияның мекенжайы: 050010, Алматы қ., Шевченко көш., 28, 219 бөл., 220, тел.: 272-13-19, 272-13-18,
<http://nauka-nanrk.kz/geology-technical.kz>

© Қазақстан Республикасының Ұлттық ғылым академиясы, 2017

Редакцияның Қазақстан, 050010, Алматы қ., Қабанбай батыра көш., 69а.

мекенжайы: Қ. И. Сәтбаев атындағы геология ғылымдар институты, 334 бөлме. Тел.: 291-59-38.

Типографияның мекенжайы: «Аруна» ЖК, Алматы қ., Муратбаева көш., 75.

Г л а в н ы й р е д а к т о р
д. э. н., профессор, академик НАН РК

И. К. Бейсембетов

Заместитель главного редактора

Жолтаев Г.Ж. проф., доктор геол.-мин. наук

Р е д а к ц и о н н а я к о л л е г и я:

Абаканов Т.Д. проф. (Казахстан)
Абишева З.С. проф., академик (Казахстан)
Агабеков В.Е. академик (Беларусь)
Алиев Т. проф., академик (Азербайджан)
Бакиров А.Б. проф., (Кыргызстан)
Беспаяев Х.А. проф. (Казахстан)
Бишимбаев В.К. проф., академик (Казахстан)
Буктуков Н.С. проф., академик (Казахстан)
Булат А.Ф. проф., академик (Украина)
Ганиев И.Н. проф., академик (Таджикистан)
Грэвис Р.М. проф. (США)
Ергалиев Г.К. проф., академик (Казахстан)
Жуков Н.М. проф. (Казахстан)
Кенжалиев Б.К. проф. (Казахстан)
Кожаметов С.М. проф., академик (Казахстан)
Конторович А.Э. проф., академик (Россия)
Курскеев А.К. проф., академик (Казахстан)
Курчавов А.М. проф., (Россия)
Медеу А.Р. проф., академик (Казахстан)
Мухамеджанов М.А. проф., чл.-корр. (Казахстан)
Нигматова С.А. проф. (Казахстан)
Оздоев С.М. проф., академик (Казахстан)
Постолатий В. проф., академик (Молдова)
Ракишев Б.Р. проф., академик (Казахстан)
Сейтов Н.С. проф., чл.-корр. (Казахстан)
Сейтмуратова Э.Ю. проф., чл.-корр. (Казахстан)
Степанец В.Г. проф., (Германия)
Хамфери Дж.Д. проф. (США)
Штейнер М. проф. (Германия)

«Известия НАН РК. Серия геологии и технических наук».

ISSN 2518-170X (Online),

ISSN 2224-5278 (Print)

Собственник: Республиканское общественное объединение «Национальная академия наук Республики Казахстан (г. Алматы)

Свидетельство о постановке на учет периодического печатного издания в Комитете информации и архивов Министерства культуры и информации Республики Казахстан №10892-Ж, выданное 30.04.2010 г.

Периодичность: 6 раз в год

Тираж: 300 экземпляров

Адрес редакции: 050010, г. Алматы, ул. Шевченко, 28, ком. 219, 220, тел.: 272-13-19, 272-13-18,
<http://nauka-nanrk.kz/geology-technical.kz>

© Национальная академия наук Республики Казахстан, 2017

Адрес редакции: Казахстан, 050010, г. Алматы, ул. Кабанбай батыра, 69а.

Институт геологических наук им. К. И. Сатпаева, комната 334. Тел.: 291-59-38.

Адрес типографии: ИП «Аруна», г. Алматы, ул. Муратбаева, 75

E d i t o r i n c h i e f

doctor of Economics, professor, academician of NAS RK

I. K. Beisembetov

Deputy editor in chief

Zholtayev G.Zh. prof., dr. geol-min. sc.

E d i t o r i a l b o a r d:

Abakanov T.D. prof. (Kazakhstan)
Abisheva Z.S. prof., academician (Kazakhstan)
Agabekov V.Ye. academician (Belarus)
Aliyev T. prof., academician (Azerbaijan)
Bakirov A.B. prof., (Kyrgyzstan)
Bespayev Kh.A. prof. (Kazakhstan)
Bishimbayev V.K. prof., academician (Kazakhstan)
Buktukov N.S. prof., academician (Kazakhstan)
Bulat A.F. prof., academician (Ukraine)
Ganiyev I.N. prof., academician (Tadjikistan)
Gravis R.M. prof. (USA)
Yergaliev G.K. prof., academician (Kazakhstan)
Zhukov N.M. prof. (Kazakhstan)
Kenzhaliyev B.K. prof. (Kazakhstan)
Kozhakhmetov S.M. prof., academician (Kazakhstan)
Kontorovich A.Ye. prof., academician (Russia)
Kurskeyev A.K. prof., academician (Kazakhstan)
Kurchavov A.M. prof., (Russia)
Medeu A.R. prof., academician (Kazakhstan)
Muhamedzhanov M.A. prof., corr. member. (Kazakhstan)
Nigmatova S.A. prof. (Kazakhstan)
Ozdoev S.M. prof., academician (Kazakhstan)
Postolatii V. prof., academician (Moldova)
Rakishev B.R. prof., academician (Kazakhstan)
Seitov N.S. prof., corr. member. (Kazakhstan)
Seitmuratova Ye.U. prof., corr. member. (Kazakhstan)
Stepanets V.G. prof., (Germany)
Humphery G.D. prof. (USA)
Steiner M. prof. (Germany)

News of the National Academy of Sciences of the Republic of Kazakhstan. Series of geology and technology sciences.

ISSN 2518-170X (Online),

ISSN 2224-5278 (Print)

Owner: RPA "National Academy of Sciences of the Republic of Kazakhstan" (Almaty)

The certificate of registration of a periodic printed publication in the Committee of information and archives of the Ministry of culture and information of the Republic of Kazakhstan N 10892-Ж, issued 30.04.2010

Periodicity: 6 times a year

Circulation: 300 copies

Editorial address: 28, Shevchenko str., of. 219, 220, Almaty, 050010, tel. 272-13-19, 272-13-18,
<http://nauka-nanrk.kz/geology-technical.kz>

© National Academy of Sciences of the Republic of Kazakhstan, 2017

Editorial address: Institute of Geological Sciences named after K.I. Satpayev
69a, Kabanbai batyr str., of. 334, Almaty, 050010, Kazakhstan, tel.: 291-59-38.

Address of printing house: ST "Aruna", 75, Muratbayev str, Almaty

NEWS

OF THE NATIONAL ACADEMY OF SCIENCES OF THE REPUBLIC OF KAZAKHSTAN

SERIES OF GEOLOGY AND TECHNICAL SCIENCES

ISSN 2224-5278

Volume 5, Number 425 (2017), 220 – 226

UDC 620.197; 541.13

V. N. Statsyuk, Ait Sauyk., M. Zh. Zhurinov, L. A. Fogel, A. A. Abrashov

D. V. Sokol'skii Institute of Fuels, Catalysis & Electrochemistry, Almaty, Kazakhstan.

E-mail: sauik-ait@mail.ru; vadim.st@inbox.ru ; fogel.lidiya@mail.ru

ELECTRODE REACTIONS OF PHOSPHONIC COMPOUNDS OF ATMP AND HEDP ON A PLATINUM AND GLASS-CARBON ELECTRODES

Abstract. The electrochemical activity of ATMF (aminotrismethylenephosphonic acid) and HEDP(1-hydroxyethane 1,1-diphosphonic acid) in solutions of sodium sulfate in the pH range from 1 to 6 on platinum and glass-carbon disc electrodes was determined. It has been established that as the pH decreases, an increase in the current maximum due to the electroreduction of protonated forms of the investigated phosphonic acids is observed. The current value of the cathode maximum for ATMF and HEDP at a constant pH of the solution 3: 2, which corresponds to the ratio of the phosphonic groups in these compounds. On the glass- carbon electrode in the process of anodic polarization, an anode wave is observed for ATMF, which is not characteristic of HEDP under similar experimental conditions. The obtained regularities can be used to determine the ATMF by change in current value of the anode peak from the concentration in the solution study.

Keywords: anodic dissolution, cyclic voltammetry, cathodic maximum, initial potential, potential sweep rate.

Introduction. There are numerous data in the literature on the use of complexones of NTF, OEDP and their complexonates with metal ions as inhibitors of salt formation and corrosion on metals and alloys of different nature [1-16]. Along with the positive effect on the use of these compounds to prevent corrosion and scaling, there is information about the negative consequences of these compounds. The last one is associated not only with technical problems of their operation in real conditions, but also to a greater extent with the absence of a serious fundamental basis for establishing the electrochemical activity of these compounds in neutral and close to neutral solutions on electrodes of different nature and pH. In this connection, special importance is given to establishing the regularities of electrochemical reactions on indifferent disk electrodes made of platinum and glassy carbon.

Experimental method. Cyclic volt-ampere curves were obtained at the potentiostat-galvanostat AUTOLAB (Netherlands) in a sealed cell with a thermostated at 250 ° C using a LOIPLT-105 (Russia) thermostat. The working electrodes were a disk, platinum and glassy carbon electrode with a visible surface of 0.03 cm². To update the surface of the working electrode, abrasive paper of the brand MIRKA 2000 (Finland) was used when the electrode was rotated at 2500 rpm, followed by washing with distilled water. The auxiliary electrode was a platinum helix with a visible surface exceeding the surface of the working electrode by more than 100 times. The potentials given in the article were measured with respect to silver chloride electrode from Metrohm (Switzerland) with a potential of 198 mV relative hydrogen electrode. Deaeration of the volume of the solution in the cell was carried out with an inert gas of argon "v.h." Measurement of the pH of the solution was carried out using a pH-meter of pH-150MI (Russia). Distilled water was used to prepare the solutions. The reagents Na₂SO₄, NTF and OEDF used in the work had qualifications "hh" and "o.ch."

Results and its discussion. Figure 1 shows cyclic volt-ampere curves on a platinum electrode in a solution of 0.3M Na₂SO₄ for various concentrations of NTF at a constant pH of 5.6 in the potential range from -0.4 to -0.8V. Volt-ampere curves were taken in the following order. Initially, cathode volt-ampere

curves were obtained from the initial potential of -0.4V to a final potential of -0.8V , followed by a reversal of the potential sweep to the opposite direction. Anode volt-ampere curves were recorded at the same time. According to Figure 1 in the presence of NTF (CNTF = $1.99 \cdot 10^{-4}\text{ M}$), the cathode current peak at $E \sim -0.65\text{ V}$ and the anode maximum at $E \sim -0.57\text{ V}$ are observed at the cathode and anode parts of the current-voltage curves. As the concentration of NTF increases, the cathode peak of the current shifts to the region of more negative potentials, and the anode maximum to the region of more positive potentials.

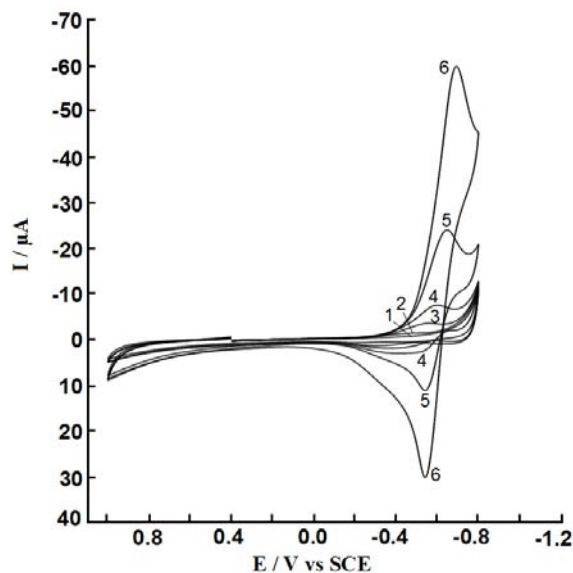


Figure 1 – Cyclic volt-ampere curves of a platinum electrode in a solution of $0.3\text{ M Na}_2\text{SO}_4$ in the presence of different concentrations of NTF. The electrolyte is $0.3\text{ M Na}_2\text{SO}_4$; $\text{pH} = 5.6$; concentration of NTF (M): 1 – 0; 2 – $1.99 \cdot 10^{-4}$; 3 – $6.95 \cdot 10^{-4}$; 4 – $1.67 \cdot 10^{-3}$; 5 – $5.39 \cdot 10^{-3}$; 6 – $1.36 \cdot 10^{-2}$

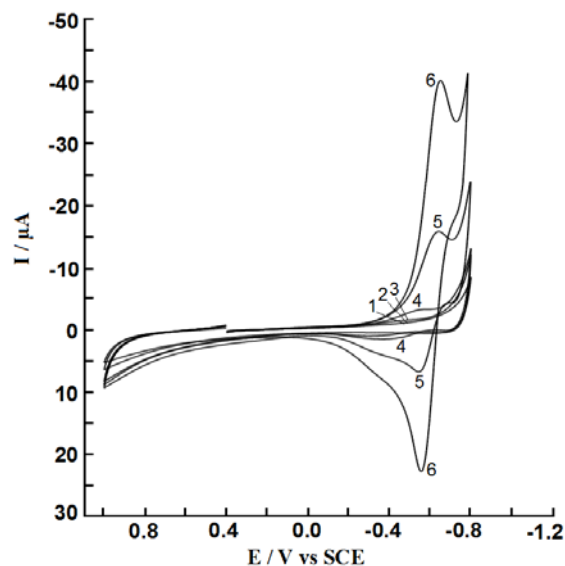


Figure 2 – Cyclic volt-ampere curves of a platinum electrode in a solution of $0.3\text{ M Na}_2\text{SO}_4$ in the presence of different concentrations of OEDPH. The electrolyte is $0.3\text{ M Na}_2\text{SO}_4$; $\text{pH} = 5.6$; concentration of OEDPH (M): 1 – 0; 2 – $1.99 \cdot 10^{-4}$; 3 – $6.95 \cdot 10^{-4}$; 4 – $1.67 \cdot 10^{-3}$; 5 – $5.39 \cdot 10^{-3}$; 6 – $1.36 \cdot 10^{-2}$

In many respects similar volt-ampere curves under similar conditions were obtained for Oxyethylenediphosphonic acid. Cyclic voltammetric curves on a platinum electrode in a solution of $0.3\text{ M Na}_2\text{SO}_4$ for different concentrations of Oxyethylenediphosphonic acid ($\text{pH} = 5.6$) are shown in Figure 2. Comparing the cyclic voltammetric curves for identical concentrations of Nitrilotrimethylphosphonic acid and Oxyethylenediphosphonic acid, it follows that the value of the current of the cathode maxima for the investigated phosphonates is significantly different. The current ratio of the maxima for NTPH and OEDPH at the same concentrations is 3:2, which corresponds to the ratio of the phosphonic groups in NTPH and OEDPH. In other words, the magnitude of the current of the maxima on the cathode and anode volt-ampere curves is determined by the presence of phosphonic groups, provided that the pH of the solution does not change.

The magnitude of the current of the maxima and the shape of the curves on cyclic voltammograms is largely determined by the pH of the solution. This is clearly seen from Figure 3, which shows cyclic volt-ampere curves on a platinum electrode in a $0.3\text{ M Na}_2\text{SO}_4$ solution in the presence of different concentrations of NTF at $\text{pH} = 3.0$. This is clearly seen from Figure 3, which shows cyclic volt-ampere curves on a platinum electrode in a $0.3\text{ M Na}_2\text{SO}_4$ solution in the presence of different concentrations of NTPH at $\text{pH} = 3.0$.

According to Figure 3, with an increase in the concentration of NTPH at a constant $\text{pH} = 3.0$, the shape of the current-voltage curves varies significantly. Thus, if in the solution of $0.3\text{ M Na}_2\text{SO}_4$ in the absence of NTF (Figure 3, curve 1), the cathodic and anodic current peaks are observed on the cyclic voltammetric curves, then in the presence of NTPH the shape of the maxima changes significantly. On the cathode part of the current-voltage curve (Figure 3, curve 2), along with a small current maximum at $E = -0.45\text{V}$, one more current maximum is observed for more negative values of the potential $E = -0.65\text{V}$.

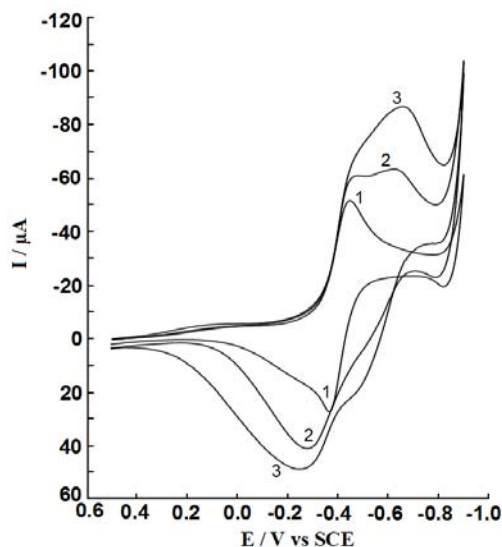


Figure 3 –
Cyclic volt-ampere curves of a platinum electrode
in a solution of 0.3 M Na₂SO₄
in the presence of different concentrations of NTPH.
Electrolyte 0.3 M Na₂SO₄; pH = 3;
concentration of NTPH (M):
1 – 0; 2 – 3.85·10⁻³; 3 – 7.4·10⁻³

On curve 3 (Figure 2), the current maximum at E = -0.45V is practically not observed, but the current of the maximum at E = -0.65V appreciably increases.

The appearance of the maximum current on curve 1 (Figure 3) in a solution of 0.3 M Na₂SO₄ at E = -0.5 V can be explained by the depletion of the near-electrode layer by H⁺ hydrogen ions as a result of their electroreduction and, as a consequence, an increase in pH in the near-electrode space platinum electrode, then on curves 2,3 (Figure 3), similar phenomena are manifested to a lesser extent due to the presence in the solution and in the near-electrode space of protonated forms of NTPH in the mobile equilibrium, which may be one of the reasons for a significant change in the pH of the near-electrode layer. The protonation constants for NTPH have the following values [17]:

Protonation constants for NTPH and HEDPH

Complexes	$\frac{[HL]}{[L][H^+]}$	$\frac{[H_2L]}{[HL][H^+]}$	$\frac{[H_3L]}{[H_2L][H^+]}$	$\frac{[H_4L]}{[H_3L][H^+]}$	$\frac{[H_5L]}{[H_4L][H^+]}$	$\frac{[H_6L]}{[H_5L][H^+]}$
N(CH ₂ PO ₃ H ₂) ₃	12,10	7,30	5,86	4,64	1,50	0,30
CH ₃ (OH)C(PO ₃)H ₂	10,23	7,28	2,47	–	–	–

In Figure 4, cyclic voltammetric curves are compared on a platinum electrode for solutions with different pH values and a constant concentration of NTPH. According to Figure 4, the magnitude of the current of the maxima on cyclic voltammetric curves varies significantly with different pH. Thus, in a solution close to neutral (pH = 8.4), the cathodic and anodic current maxima are practically absent in cyclic voltammetric curves. However, even at pH = 5.6 on the current-voltage curves, current maxima clearly manifest. In an acidic medium pH = 3.0, a sharp increase in current is observed at the cathode and anode parts of the current-voltage curves. If at pH = 5.6 the potential difference between the cathode and anode peaks is ~ 80 mV, then at pH = 3.0 this value is 200 mV.

It was interesting to clarify the effect of zinc ions on the current-voltage curves obtained on a platinum electrode in a solution of 0.3 M Na₂SO₄ (Figure 5, curve 1) containing a constant concentration of NTPH (Figure 5, curve 2) and in the presence of different concentrations of zinc ions (Figure 5, curves 3,4) in solutions close to neutral with pH = 5.6 and in acidic solutions (pH = 3). According to Figure 5a, when the concentration of zinc ions in a solution of 0.3 M Na₂SO₄ + 3.85·10⁻³ M NTPH is increased at a constant pH of 5.6, the magnitude of the current of the cathodic and anodic maxima on cyclic voltammetric curves increases significantly, which can be associated with the formation of complex compounds between zinc ions and NTPH.

In acidic solutions (pH = 3.0), the observed phenomenon is manifested to a lesser extent. An increase in the concentration of zinc ions (Figure 5b) leads to an insignificant increase in the current of a weakly

Figure 4 –
Cyclic volt-ampere curves of a platinum electrode
in solutions with different pH values,
in the presence of a constant concentration
of NTF ($3.85 \cdot 10^{-3}$ M).
The electrolyte is 0.3 M Na_2SO_4 ;
1 – pH = 3; 2 – pH = 5.6; 3 – pH = 8.4

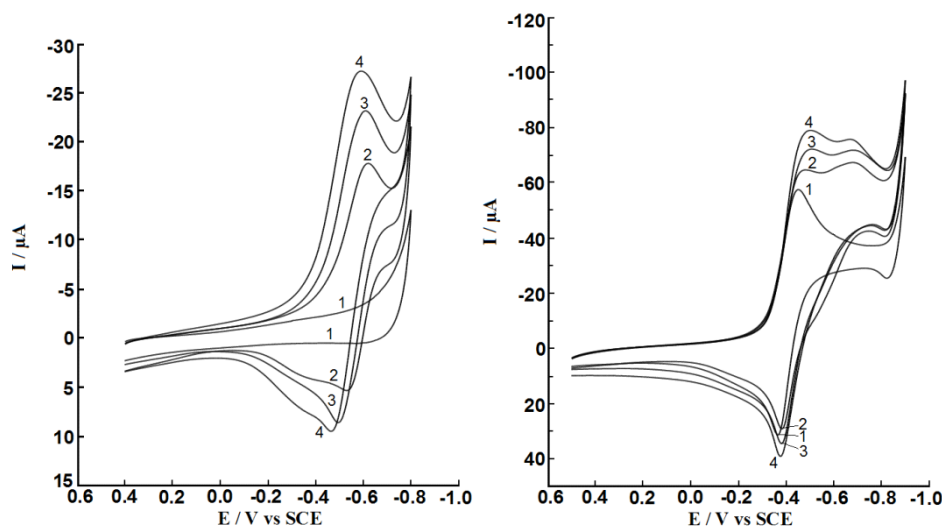
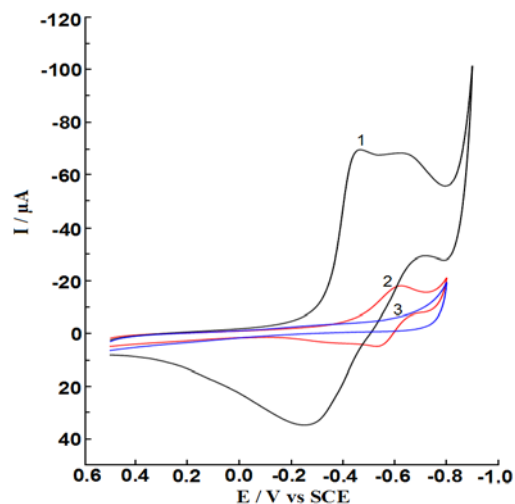


Figure 5 – Cyclic volt-ampere curves of a platinum electrode in a solution of 0.3 M Na_2SO_4 containing a constant concentration of NTF ($3.85 \cdot 10^{-3}$ M) with pH 5.6 (a) and pH 3 (b) in zinc ions:

1 – background 0.3 M Na_2SO_4 ; 2 – 0.3 M Na_2SO_4 + $3.85 \cdot 10^{-3}$ M NTF;
3 – 0.3 M Na_2SO_4 + $3.85 \cdot 10^{-3}$ M NTF + $2.91 \cdot 10^{-3}$ M ZnSO_4 ; 4 – 0.3 M Na_2SO_4 + $3.85 \cdot 10^{-3}$ M NTF + $4.76 \cdot 10^{-3}$ M ZnSO_4

expressed maximum, without significantly affecting the course of the cathode volt-ampere curves. The observed phenomenon is evidently due to the fact that complex compounds are formed in acid solutions between protonated forms of NTPH and zinc ions. The lack of substitution of protons for metal ions with NTPH can lead to the formation of MHL, MH₂L and MH₃L [18, 19].

In order to elucidate the influence of the nature of the electrode material on electrode reactions involving NTPH and OEDPH, a glassy carbon disc electrode was used along with the platinum disc electrode. Figure 6a shows the current-voltage curves on a glassy carbon electrode in a solution of 0.3M Na_2SO_4 (pH = 5.6) for various concentrations of NTPH, the concentration of which varied from $1.99 \cdot 10^{-4}$ to $1.36 \cdot 10^{-2}$ M. Cyclic volt-ampere curves were taken from the initial potential $E_h = -0.14$ to $E_k = -1.4$ V with the subsequent reversal of the direction of the potential swing to + 1.2V. When this potential was reached, the curve was taken from + 1.2V to -0.14V. According to Figure 6, at the cathode part of the current-voltage ones, in contrast to the platinum on the glassy carbon electrode, the maximum current of the electric reduction of hydrogen ions and the effect on this process of NTPH is practically not observed. However, in the potential range from 0.5 to 1.1 V, an anodic wave with a clearly pronounced maximum is observed whose current value depends on the concentration of NTPH. It should be noted that similar phenomena on the platinum electrode under similar conditions are not observed.

Figure 6b shows the cyclic volt-ampere curves for OEDPH under similar conditions of the range of the potential for the removal of cyclic voltammetric curves, the pH of the solution and the selected concentrations.

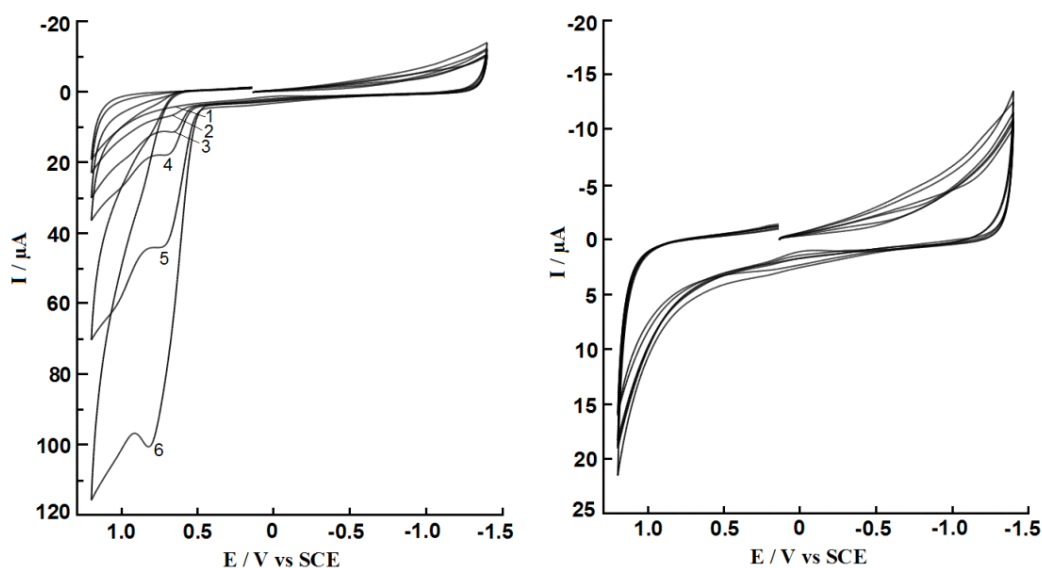


Figure 6 – Cyclic voltammetric curves on a glassy carbon electrode in a solution of 0.3 M Na₂SO₄ in the presence of different concentrations of NTPH (a) and OEDPH (b). Electrolyte 0.3 M Na₂SO₄; pH = 5.6; concentration of NTPH and OEDPH (M): 1 – 0; 2 – 1.99·10⁻⁴; 3 – 6.95·10⁻⁴; 4 – 1.67·10⁻³; 5 – 5.39·10⁻³; 6 – 1.36·10⁻²

According to Figry 6b, in the presence of OEDPH on the cathodic and anodic part of the cyclic voltammetric curves, maximum current is not observed in the potential range studied. In other words, the glassy carbon electrode is not indifferent to nitriles and can be used to determine NTPH in solutions containing other phosphonic compounds [20].

Conclusions. Thus, using a disk electrode from platinum, it was possible to establish the electrochemical activity of the phosphonic compounds of NTPH and OEDPH, which are determined by the presence of protonated phosphonic groups. The current of electroreduction of these compounds in solutions with pH = 5.6 is determined by the ratio 3: 2, which corresponds to the presence of three protonated forms in NTPH and two in OEDPH. The influence of zinc ions on the change in the current of electroreduction of protonated forms of NTPH in acid solutions and solutions close to neutral has been established. In solutions with pH 5.6 in the presence of Zn ions, an increase in the maximum current is observed due to a change in pH as a result of exchange reactions between the protonated form of NTF and zinc ions with the formation of ZnNTPH, and in acidic solutions such phenomena are not observed due to the formation of protonated complexes. The electrochemical activity of NTPH and OEDPH on a glassy carbon electrode was established. NTPH, in contrast to OEDPH, is able to participate in anodic reactions due to the presence of nitrile groups in NTPH. The presence of protonated forms for NTPH and OEDPH under the cathodic polarization of the glassy carbon electrode on the current-voltage curves does not appear in the form of current maxima.

REFERENCES

- [1] Bondar', Ju.F., Maklokova, V.P., Gronskij, R.K. (1976), "Primenenie fosfororganicheskikh soedinenij dlja bor'by s nakipeobrazovaniem v oborotnyh sistemah ohlazhdenija". *Teploenergetika*. N 1. P. 70-73.
- [2] Morozova, C.C. (1975), "Issledovanie vozmozhnosti primeneniya nitrilotrimetilenfosfonvoj kisloty v kachestve analiticheskogo reagenta", *Dis. kand. him. nauk*. M.: IREA. P. 165.
- [3] Karmazina, L.D. (1977), "Issledovanie v rjadu kompleksonатов perehodnyh metallov s fosforsoderzhashhimi organicheskimi ligandami" *Dis. kand. him. nauk*. M.: IREA. P. 118.
- [4] Pikel'nyj, A.N., Reznikova, G.G. (1994), "Zakonomernosti jelektrohimicheskogo povedeniya korrozii i ingibirovaniya stalej v nejtral'nyh rastvorah" (*Mater. mizhnar. konf.-vist.*). P. 20.

- [5] Djatlova, N.M., Temkina, V.Ja., Popov, K.I. (1988), "Kompleksyony i kompleksonaty metallov". M.: Himija. P. 544.
- [6] Kochetkova, N.V., Gavrilov, N.B., Krenev, V.A. (2004), "Fiziko-himicheskoe modelirovanie osazhdenija karbonatov metallov v vodnyh rastvorah jelektrolitov", Zhurn. neorgan. himii. Vol. 49, N 12. P. 2103-2108.
- [7] Kabanchik, M.I., Medved', T.Ja., Djatlova, N.M., Rudomino, M.V. (1974), "Fosfororganicheskie kompleksony". Uspehi himii. Vol. 14, N 9. P. 1554-1574.
- [8] Kuznecov Ju.I. Rol' kompleksoobrazovanija v ingibirovanii korrozii // Zashhita metallov. 1990. Vol. 26, N 6. P. 954-963.
- [9] Abdeev N.G., Kuznecov Ju.I. fiziko-himicheskie osnovy ingibirovanija kislotnoj korrozii metallov nenasyshhennymi organicheskimi soedinenijami // Uspehi himii. 2012. Vol. 81, N 12. P. 1133-1145.
- [10] Kuznecov Ju.I., Raskol'nikov A.F. Rol' prirody ligandov v ingibirovanii korrozii metallov fosfatami // Zashhita metallov. 1992. Vol. 28, N 5. P. 707-724.
- [11] Kuznecov Ju.I., Raskol'nikov A.F. Ingibirovanie korrozii zheleza nitriltrimetilfosfonatnymi kompleksami // Zashhita metallov. 1992. Vol. 28, N 2. P. 249-256.
- [12] Ju.I. Kuznecov., L.P. Podgornova ingibirovanie korrozii metallov heterociklicheskimii hladoreagentami // Itogi nauki i tehniki. Korrozija i zashhita ot korrozii. M.: VINITI 1989. Vol. 15. P. 132-177.
- [13] Antropov L.I., Makushin E.M., Panasenکو V.F. Ingibitory korrozii metallov. Kiev: Tehnika, 1981. 183 p.
- [14] Incendi. Ja. Primenenie kompleksonov v analiticheskoy himii. M.: Mir, 1979. 376 p.
- [15] Grigor'ev V.P., Jekilik V.V. Himicheskaja struktura i zashhitnye dejstvija ingibitorov korrozii. Rostov-na-Donu: RGU, 1978. 182 p.
- [16] Rozenfel'd I.L. ingibitory korrozii. M.: Himija, 1977. 352 p.
- [17] Martell, A. E., Smith, R.M. (1974- 1982), "Critical Stability Constants" New York. London: Plenum Press. N 5.
- [18] Belokonova, A.F. (1997), "Rezultaty vnedrenija novej tehnologii podgotovki podpitochnoj vody dlja teplovyh setej s otkryтым vodorazbornom". Jelektricheskie stancii. N 6. P. 9-15.
- [19] Ermolenko, S.G., Kuznecov Ju.I. (1995), "Ingibirovanie korrozii stali novymi fosforsoderzhashhimi kompleksonatami". Zashhita metallov. N 4. P. 341-345.
- [20] Stacjuk, V.N., Fogel', L.A., Zhurinov, M.Zh., Ajt, S. (2016), "Sposob opredelenija koncentracii nitrilotrimetilenfosfonovoj kisloty". Podana zavavka na poleznuju model' 296 /0266. 2 ot 16 maja 2016 g.

В. Н. Стацюк, Айт Сауык., М. Ж. Журинов, Л. А. Фогель, А. А. Абрашов

Институт топлива, катализа и электрохимии им. Д. В. Сокольского, Алматы, Казахстан

ЭЛЕКТРОДНЫЕ РЕАКЦИИ ФОСФОНОВЫХ СОЕДИНЕНИЙ НТФ И ОЭДФ НА ПЛАТИНОВОМ И СТЕКЛОУГЛЕРОДНОМ ЭЛЕКТРОДАХ

Аннотация. Определена электрохимическая активность НТФ (нитрилотриметиленфосфоновая кислота) и ОЭДФ (оксиэтилендифосфоновая кислота) в растворах сульфата натрия в интервале рН от 1 до 6 на платиновом и стеклоуглеродном дисковых электродах. Установлено, что с уменьшением рН наблюдается увеличение максимума тока, обусловленного электровосстановлением протонированных форм исследуемых фосфоновых кислот. Величина тока катодных максимумов для НТФ и ОЭДФ при постоянном рН раствора соотносятся 3:2, что соответствует отношению фосфоновых групп в этих соединениях. На стеклоуглеродном электроде в процессе анодной поляризации наблюдается анодная волна для НТФ, которая не характерна для ОЭДФ в аналогичных условиях эксперимента. Полученные закономерности могут быть использованы для определения НТФ по изменению величины тока анодного максимума от концентрации в исследуемом растворе.

Ключевые слова: анодное растворение, циклическая вольтамперометрия, катодный максимум, начальный потенциал, скорость развертки потенциала.

В. Н. Стацюк, Айт Сауык., М. Ж. Журинов, Л. А. Фогель, А. А. Абрашов

Д. В. Сокольский атындағы жанармай, катализ және электрохимия институты, Алматы, Қазақстан

ПЛАТИНА ЖӘНЕ ШЫНЫ КӨМІРТЕКТІ ЭЛЕКТРОДТАРДАҒЫ НТФ ЖӘНЕ ОЭДФ ФОСФОНДЫ ҚОСЫЛЫСТАРЫНЫҢ ЭЛЕКТРОДТЫҚ РЕАКЦИЯЛАРЫ

Аннотация. Дискілі платина және шыны-көміртекті электродтарда рН мәні 1 мен 6 аралығындағы натрий сульфаты ерітінділерінде НТФ (нитрил үшметилді фосфонды қышқыл) және ОЭДФ (оксиэтилен дифосфонды қышқыл) тың электрохимиялық белсенділігі анықталынды. рН мәнінің төмендеуіне байланысты зерттелінетін фосфонды қышқылдардың протонды формаларының электрототықсыздануы кезінде пайда болатын максимумының ток мөлшері артатындығы зерттелінді. Ерітіндінің тұрақты рН мәндерінде НТФ пен

ОЭДФ тың катодтық максимумдарының тоғының шамасы осы қосылыстардағы фосфонды топтардың арақатынасына сәйкес келетін 3:2 қатынасын құрайды. Тәжірибені өткізудің бірдей жағдайларында шыныкөміртек электродында анодты поляризация кезінде НТФ-ті қосқанда анодтық толқын пайда болады бірақ ОЭДФ тың қатысында мұндай құбылыс байқалмайтындығы зерттелінді. Алынған заңдылықтар зерттелінген ерітінділерде анодтық максимумдардың тоқ шамасының концентрацияға байланысты өзгеруі бойынша НТФ ты анықтауға қолданылуы мүмкін.

Түйін сөздер: анодтық еру, циклді-вольтамперометрия, катодты максимум, бастапқы потенциал, потенциал беру жылдамдығы.

Сведения об авторах:

Стацок Вадим Николаевич – д.х.н., профессор, научный консультант лаборатории прикладных исследований ИТКЭ им. Д. В. Сокольского, vadim.st@inbox.ru

Фогель Лидия Алексеевна – к.х.н. в.н.с., лаборатории прикладных исследований ИТКЭ им. Д. В. Сокольского, fogel.lidiya@mail.ru

Айт Сауык – м.н.с., лаборатории прикладных исследований ИТКЭ им. Д. В. Сокольского, sauik-ait@mail.ru

Журинов Мурат Журинович – академик НАН РК, д.х.н., профессор, генеральный директор АО «ИТКЭ им. Д. В. Сокольского», nanrk.mzh@mail.ru

Абрашов Алексей Александрович – к.т.н., доцент, кафедра «Композиционных материалов и технологий защиты от коррозии», РХТУ им. Д. И. Менделеева, abr-aleksey@yandex.ru

**Publication Ethics and Publication Malpractice
in the journals of the National Academy of Sciences of the Republic of Kazakhstan**

For information on Ethics in publishing and Ethical guidelines for journal publication see <http://www.elsevier.com/publishingethics> and <http://www.elsevier.com/journal-authors/ethics>.

Submission of an article to the National Academy of Sciences of the Republic of Kazakhstan implies that the described work has not been published previously (except in the form of an abstract or as part of a published lecture or academic thesis or as an electronic preprint, see <http://www.elsevier.com/postingpolicy>), that it is not under consideration for publication elsewhere, that its publication is approved by all authors and tacitly or explicitly by the responsible authorities where the work was carried out, and that, if accepted, it will not be published elsewhere in the same form, in English or in any other language, including electronically without the written consent of the copyright-holder. In particular, translations into English of papers already published in another language are not accepted.

No other forms of scientific misconduct are allowed, such as plagiarism, falsification, fraudulent data, incorrect interpretation of other works, incorrect citations, etc. The National Academy of Sciences of the Republic of Kazakhstan follows the Code of Conduct of the Committee on Publication Ethics (COPE), and follows the COPE Flowcharts for Resolving Cases of Suspected Misconduct (http://publicationethics.org/files/u2/New_Code.pdf). To verify originality, your article may be checked by the Cross Check originality detection service <http://www.elsevier.com/editors/plagdetect>.

The authors are obliged to participate in peer review process and be ready to provide corrections, clarifications, retractions and apologies when needed. All authors of a paper should have significantly contributed to the research.

The reviewers should provide objective judgments and should point out relevant published works which are not yet cited. Reviewed articles should be treated confidentially. The reviewers will be chosen in such a way that there is no conflict of interests with respect to the research, the authors and/or the research funders.

The editors have complete responsibility and authority to reject or accept a paper, and they will only accept a paper when reasonably certain. They will preserve anonymity of reviewers and promote publication of corrections, clarifications, retractions and apologies when needed. The acceptance of a paper automatically implies the copyright transfer to the National Academy of Sciences of the Republic of Kazakhstan.

The Editorial Board of the National Academy of Sciences of the Republic of Kazakhstan will monitor and safeguard publishing ethics.

Правила оформления статьи для публикации в журнале смотреть на сайте:

www.nauka-nanrk.kz

ISSN 2518-170X (Online), ISSN 2224-5278 (Print)

<http://geolog-technical.kz/index.php/kz/>

Верстка Д. Н. Калкабековой

Подписано в печать 16.10.2017.
Формат 70x881/8. Бумага офсетная. Печать – ризограф.
18,9 п.л. Тираж 300. Заказ 5.