

ISSN 2518-170X (Online),
ISSN 2224-5278 (Print)

ҚАЗАҚСТАН РЕСПУБЛИКАСЫ
ҰЛТТЫҚ ҒЫЛЫМ АКАДЕМИЯСЫНЫҢ
Satbayev University

Х А Б А Р Л А Р Ы

ИЗВЕСТИЯ

НАЦИОНАЛЬНОЙ АКАДЕМИИ НАУК
РЕСПУБЛИКИ КАЗАХСТАН
Satbayev University

NEWS

OF THE ACADEMY OF SCIENCES
OF THE REPUBLIC OF KAZAKHSTAN
Satbayev University

**SERIES
OF GEOLOGY AND TECHNICAL SCIENCES**

6 (444)

NOVEMBER – DECEMBER 2020

THE JOURNAL WAS FOUNDED IN 1940

PUBLISHED 6 TIMES A YEAR

ALMATY, NAS RK

NAS RK is pleased to announce that News of NAS RK. Series of geology and technical sciences scientific journal has been accepted for indexing in the Emerging Sources Citation Index, a new edition of Web of Science. Content in this index is under consideration by Clarivate Analytics to be accepted in the Science Citation Index Expanded, the Social Sciences Citation Index, and the Arts & Humanities Citation Index. The quality and depth of content Web of Science offers to researchers, authors, publishers, and institutions sets it apart from other research databases. The inclusion of News of NAS RK. Series of geology and technical sciences in the Emerging Sources Citation Index demonstrates our dedication to providing the most relevant and influential content of geology and engineering sciences to our community.

Қазақстан Республикасы Ұлттық ғылым академиясы "ҚР ҰҒА Хабарлары. Геология және техникалық ғылымдар сериясы" ғылыми журналының Web of Science-тің жаңаланған нұсқасы Emerging Sources Citation Index-те индекстелуге қабылданғанын хабарлайды. Бұл индекстелу барысында Clarivate Analytics компаниясы журналды одан әрі the Science Citation Index Expanded, the Social Sciences Citation Index және the Arts & Humanities Citation Index-ке қабылдау мәселесін қарастыруда. Web of Science зерттеушілер, авторлар, баспашылар мен мекемелерге контент тереңдігі мен сапасын ұсынады. ҚР ҰҒА Хабарлары. Геология және техникалық ғылымдар сериясы Emerging Sources Citation Index-ке енуі біздің қоғамдастық үшін ең өзекті және беделді геология және техникалық ғылымдар бойынша контентке адалдығымызды білдіреді.

НАН РК сообщает, что научный журнал «Известия НАН РК. Серия геологии и технических наук» был принят для индексирования в Emerging Sources Citation Index, обновленной версии Web of Science. Содержание в этом индексировании находится в стадии рассмотрения компанией Clarivate Analytics для дальнейшего принятия журнала в the Science Citation Index Expanded, the Social Sciences Citation Index и the Arts & Humanities Citation Index. Web of Science предлагает качество и глубину контента для исследователей, авторов, издателей и учреждений. Включение Известия НАН РК. Серия геологии и технических наук в Emerging Sources Citation Index демонстрирует нашу приверженность к наиболее актуальному и влиятельному контенту по геологии и техническим наукам для нашего сообщества.

Б а с р е д а к т о р ы
э. ғ. д., профессор, ҚР ҰҒА академигі

И.К. Бейсембетов

Бас редакторының орынбасары
Жолтаев Г.Ж. проф., геол.-мин. ғ. докторы

Р е д а к ц и я а л қ а с ы:

Абаканов Т.Д. проф. (Қазақстан)
Абишева З.С. проф., академик (Қазақстан)
Абсадықов Б.Н. проф., корр.-мүшесі (Қазақстан)
Агабеков В.Е. академик (Беларусь)
Алиев Т. проф., академик (Әзірбайжан)
Бакиров А.Б. проф., (Қырғызстан)
Буктуков Н.С. проф., академик (Қазақстан)
Булат А.Ф. проф., академик (Украина)
Ганиев И.Н. проф., академик (Тәжікстан)
Грэвис Р.М. проф. (АҚШ)
Жарменов А.А. проф., академик (Қазақстан)
Конторович А.Э. проф., академик (Ресей)
Курскеев А.К. проф., академик (Қазақстан)
Курчавов А.М. проф., (Ресей)
Медеу А.Р. проф., академик (Қазақстан)
Мұхамеджанов М.А. проф., корр.-мүшесі (Қазақстан)
Оздоев С.М. проф., академик (Қазақстан)
Постолатий В. проф., академик (Молдова)
Степанец В.Г. проф., (Германия)
Хамфери Дж.Д. проф. (АҚШ)
Штейнер М. проф. (Германия)

«ҚР ҰҒА Хабарлары. Геология және техникалық ғылымдар сериясы».

ISSN 2518-170X (Online),

ISSN 2224-5278 (Print)

Меншіктенуші: «Қазақстан Республикасының Ұлттық ғылым академиясы» РҚБ (Алматы қ.).

Қазақстан Республикасының Ақпарат және қоғамдық даму министрлігінің Ақпарат комитетінде
29.07.2020 ж. берілген № **KZ39VPY00025420** мерзімдік басылым тіркеуіне қойылу туралы куәлік.

Тақырыптық бағыты: *геология және техникалық ғылымдар бойынша мақалалар жариялау.*

Мерзімділігі: жылына 6 рет.

Тиражы: 300 дана.

Редакцияның мекенжайы: 050010, Алматы қ., Шевченко көш., 28, 219 бөл., 220, тел.: 272-13-19, 272-13-18,
<http://www.geolog-technical.kz/index.php/en/>

© Қазақстан Республикасының Ұлттық ғылым академиясы, 2020

Редакцияның Қазақстан, 050010, Алматы қ., Қабанбай батыр көш., 69а.

мекенжайы: Қ. И. Сәтбаев атындағы геология ғылымдар институты, 334 бөлме. Тел.: 291-59-38.

Типографияның мекенжайы: «NurNaz GRACE», Алматы қ., Рысқұлов көш., 103.

Г л а в н ы й р е д а к т о р
д. э. н., профессор, академик НАН РК

И. К. Бейсембетов

Заместитель главного редактора
Жолтаев Г.Ж. проф., доктор геол.-мин. наук

Р е д а к ц и о н н а я к о л л е г и я:

Абаканов Т.Д. проф. (Казахстан)
Абишева З.С. проф., академик (Казахстан)
Абсадыков Б.Н. проф., чл.-корр. (Казахстан)
Агабеков В.Е. академик (Беларусь)
Алиев Т. проф., академик (Азербайджан)
Бакиров А.Б. проф., (Кыргызстан)
Буктуков Н.С. проф., академик (Казахстан)
Булат А.Ф. проф., академик (Украина)
Ганиев И.Н. проф., академик (Таджикистан)
Грэвис Р.М. проф. (США)
Жарменов А.А. проф., академик (Казахстан)
Конторович А.Э. проф., академик (Россия)
Курскеев А.К. проф., академик (Казахстан)
Курчавов А.М. проф., (Россия)
Медеу А.Р. проф., академик (Казахстан)
Мухамеджанов М.А. проф., чл.-корр. (Казахстан)
Оздоев С.М. проф., академик (Казахстан)
Постолатий В. проф., академик (Молдова)
Степанец В.Г. проф., (Германия)
Хамфери Дж.Д. проф. (США)
Штейнер М. проф. (Германия)

«Известия НАН РК. Серия геологии и технических наук».

ISSN 2518-170X (Online),

ISSN 2224-5278 (Print)

Собственник: Республиканское общественное объединение «Национальная академия наук Республики Казахстан (г. Алматы).

Свидетельство о постановке на учет периодического печатного издания в Комитете информации Министерства информации и общественного развития Республики Казахстан № **KZ39VPY00025420**, выданное 29.07.2020 г.

Тематическая направленность: *публикация статей по геологии и технических наукам.*

Периодичность: 6 раз в год.

Тираж: 300 экземпляров.

Адрес редакции: 050010, г. Алматы, ул. Шевченко, 28, ком. 219, 220, тел.: 272-13-19, 272-13-18,
<http://www.geolog-technical.kz/index.php/en/>

© Национальная академия наук Республики Казахстан, 2020

Адрес редакции: Казахстан, 050010, г. Алматы, ул. Кабанбай батыра, 69а.
Институт геологических наук им. К. И. Сатпаева, комната 334. Тел.: 291-59-38.

Адрес типографии: «NurNaz GRACE», г. Алматы, ул. Рыскулова, 103.

E d i t o r i n c h i e f

doctor of Economics, professor, academician of NAS RK

I. K. Beisembetov

D e p u t y e d i t o r i n c h i e f

Zholtayev G.Zh. prof., dr. geol-min. sc.

E d i t o r i a l b o a r d:

Abakanov T.D. prof. (Kazakhstan)
Abisheva Z.S. prof., academician (Kazakhstan)
Absadykov B.N. prof., corr. member. (Kazakhstan)
Agabekov V.Ye. academician (Belarus)
Aliyev T. prof., academician (Azerbaijan)
Bakirov A.B. prof., (Kyrgyzstan)
Buktukov N.S. prof., academician (Kazakhstan)
Bulat A.F. prof., academician (Ukraine)
Ganiyev I.N. prof., academician (Tadjikistan)
Gravis R.M. prof. (USA)
Zharmenov A.A. prof., academician (Kazakhstan)
Kontorovich A.Ye. prof., academician (Russia)
Kurskeyev A.K. prof., academician (Kazakhstan)
Kurchavov A.M. prof., (Russia)
Medeu A.R. prof., academician (Kazakhstan)
Muhamedzhanov M.A. prof., corr. member. (Kazakhstan)
Ozdoyev S.M. prof., academician (Kazakhstan)
Postolatii V. prof., academician (Moldova)
Stepanets V.G. prof., (Germany)
Humphery G.D. prof. (USA)
Steiner M. prof. (Germany)

News of the National Academy of Sciences of the Republic of Kazakhstan. Series of geology and technology sciences.

ISSN 2518-170X (Online),

ISSN 2224-5278 (Print)

Owner: RPA "National Academy of Sciences of the Republic of Kazakhstan" (Almaty).

The certificate of registration of a periodical printed publication in the Committee of information of the Ministry of Information and Social Development of the Republic of Kazakhstan **No. KZ39VPY00025420**, issued 29.07.2020.

Thematic scope: *publication of papers on geology and technical sciences.*

Periodicity: 6 times a year.

Circulation: 300 copies.

Editorial address: 28, Shevchenko str., of. 219, 220, Almaty, 050010, tel. 272-13-19, 272-13-18,

<http://www.geolog-technical.kz/index.php/en/>

© National Academy of Sciences of the Republic of Kazakhstan, 2020

Editorial address: Institute of Geological Sciences named after K.I. Satpayev

69a, Kabanbai batyr str., of. 334, Almaty, 050010, Kazakhstan, tel.: 291-59-38.

Address of printing house: «NurNaz GRACE», 103, Ryskulov str, Almaty.

NEWS

OF THE NATIONAL ACADEMY OF SCIENCES OF THE REPUBLIC OF KAZAKHSTAN

SERIES OF GEOLOGY AND TECHNICAL SCIENCES

ISSN 2224-5278

Volume 6, Number 444 (2020), 126 – 133

<https://doi.org/10.32014/2020.2518-170X.139>

UDC 502

**T. Kuandykov¹, D. Nauryzbayeva¹, K. Yelemessov¹,
T. Karmanov¹, U. Kakimov¹, A. Kolga²**

¹Satbayev University, Almaty, Kazakhstan;

²Nosov Magnitogorsk state technical university.

E-mail: t.kuandykov@satbayev.university, d.nauryzbayeva@satbayev.university,
k.yelemessov@satbayev.university, t.karmanov@satbayev.university,
u.kakimov@satbayev.university, kad-55@magtu.ru

**DEVELOPMENT AND JUSTIFICATION OF A HYDRO-IMPULSE
METHOD FOR INCREASING ORE PERMEABILITY
IN CONDITIONS OF URANIUM BOREHOLE PRODUCTION**

Abstract. The technology of downhole uranium production used at mining enterprises in Kazakhstan is described, the factors affecting the decrease in the filtration characteristics of productive formations are studied in detail, and an effective method is described for increasing the downhole uranium production. The applied methods of intensification of downhole production at uranium mining enterprises are considered, the positive and negative aspects of the electroplasma and chemical methods are discussed. Calculations of the working values of the hydro-wave method of destruction of clogging formations in the well and the parameters of the solution supply during repair and restoration work are presented. Based on the calculation of the operating parameters, a diagram of the dependence of the operating cycle of the hydropercussion machine on the flow rate of the water supplied to the machine is constructed. The developed 3D model of the hydropercussion apparatus for increasing the permeability of the productive horizon is presented. The advantages of the use of the hydrodynamic method for restoring the permeability of the productive horizon in the conditions of downhole uranium production in difficult mining and geological conditions are disclosed. The optimal parameters for intensification of downhole uranium production in difficult mining and geological conditions are recommended, and a method for using a hydropercussion apparatus in combination with traditional methods of well regeneration is developed.

Key words: Borewell, filter, clogging, hydraulic impulse, hydraulic machine, shock body.

Introduction. The technology of downhole uranium mining provides for the dissolution of a useful component at the location of the ore body, followed by the removal of the formed compounds by a moving stream of solvent from the injection well to the extraction well [1,2]. The practice of operating systems of geotechnical wells during the operation of uranium deposits by the method of underground drillhole leaching of uranium (ISL) shows that over time there is a decrease in their productivity. One of the main reasons for the decrease in the throughput of technological wells is an increase in hydraulic resistance and a decrease in the filtration characteristics of the reservoir as a result of the formation of clogging, due to the precipitation of substances dissolved in technological solutions, or mechanical movement of particles of the ore-bearing horizon, as well as gas release. The experience of operating such wells at the enterprises of the National Atomic Company (NAC) Kazatomprom JSC shows that the main reason for the decrease in their productivity and resource is the clogging processes of the rocks in the near-filter zone (NFZ) of the wells and the filters themselves.

Mechanical clogging is due to the overlap of the water intake openings of the filters with sand, clay, gravel and the clogging of the pore channels of the formation with mechanical suspensions. Sand and clay deposited in the well partially or completely overlap the filter. Also, clogging of the filter and the near-filter zone of the formation with drilling fluids containing clay particles can be attributed to mechanical

clogging. In this case, the swelling of clay material in the aquatic environment and a change in the structure of the pore space of the formation [3].

Chemical, ion exchange and gas types of clogging are caused by a change in the chemical composition of formation waters as a result of the influence of chemical materials used in ISL. The presence of dissolved calcium, magnesium and iron cation exchangers in water and a violation of carbon dioxide equilibrium leads to the formation of hardly soluble precipitates. Intensive precipitation of carbonate sediments occurs in the filter zone, and with distance from them, the intensity of precipitation decreases [4]. When leaching solutions interact with ore-bearing rocks in the liquid phase, there is an accumulation (in addition to ore) of a number of elements that make up the main rock-forming minerals. The amount and kinetics of the transition of these elements into productive solutions depends on the type of leaching agent, its concentration, redox potential, temperature, solubility of rock-forming minerals, and the size of the active surface of mineral particles, which largely determines the intensity of mass transfer in the solution-rock system.

In most cases, sediments, clogging filters and near-filter zones of wells are multicomponent and can simultaneously contain salts of iron, manganese and their hydroxides, calcium and magnesium carbonates, silicic acid and sulfides, as well as sand and clay. They are deposited on the surface of the filters and in the pores of the adjacent aquifers by gravity or adsorbed by surface tension forces. Over time, sludge is dehydrated and compacted. Deposits have a loose-porous and conglomerate structure and at different stages of formation and are characterized by different strength and activity to enter into a reaction. The formation of conglomerate-like sediments is associated with the processes of chemical and mechanical cementation adjacent to the filter of aquifers or gravel sprinkling with chemical deposits.

The main methods for restoring or increasing the permeability of bottomhole zone rocks during recovery and restoration work (RRW) are physical, chemical and combined. When choosing the RRW technology, one should proceed from the possibility of each method of declogging of filters and near-filter areas of wells. Also, when choosing a workover method, it is necessary to take into account hydrogeological conditions, drilling technology, well structure, filter and other characteristic factors of the field.

Review of literary sources. To restore the flow rate of wells by destroying and dispersing clogging deposits, which prevent the filtration of solutions in the reservoir in difficult mining and geological conditions, electrohydrodynamic methods of well regeneration are widely used. Table 1 shows the main methods used for the regeneration of wells in the conditions of ILS of uranium.

Table 1 – Applied RRW methods at uranium mining enterprises

The nature of the impact	Implementation method	Main purpose
Hydrodynamic	Compressor pumping	Removal of mud, mechanical suspended particles and impurities from the bottomhole formation zone (BHZ)
	Electroplasma	Removal of fine dust particles and clay materials from the BHZ
Chemical	Sulfuric acid	Dissolution of ferrous and aluminum chemical deposits
	Clay-acid	Dissolution of carbonate and silicon chemical and mechanical deposits
Combined	Reagent treatments with mechanical action	Removal of sand plugs from the columns and filter section of the well, dissolution of chemical deposits, intensification by swabbing, clarification of solutions by compressor pumping.

Analysis of the effectiveness of the impact of the electrohydroimpact (EH) method on the bridging deposits from the literature 5, 6, based on the creation of elastic resonant vibrations by electric discharges affecting the reservoir. Multiple sequential impulse vibrations in a wide range of frequencies are designed to destroy and disperse bridging formations and deep penetration and create new fractures in terigenic and carbonate reservoirs of different porosity and permeability. Also, during EH - treatment of a well, a low-frequency and ultra-low-frequency effect on the formation and its excitation at dominant frequencies at a considerable distance from the well occurs, which increases the permeability of solutions in the rock. In an electric explosion, a breakdown occurs between the electrode gap, in which the solution is located, with the formation of a rupture channel, the pressure in the channel increases, which is accompanied by its expansion. After the discharge stage, the channel turns into a gas bubble, which initially expands and then contracts under the pressure of hydrostatic pressure, creating alternating fluid movements. The main advantage of this method is that wells with filters made of almost any material, including asbestos-cement,

nylon or vinyl plastic pipes, can be treated with EH-treatment. Processing filters made of various materials requires changing the parameters of the power and pressure of the shock wave, its duration and the number of pulses per 1 m of its length, which determine the efficiency of the electric shock treatment of the filter. The pressure of the shock wave is mainly determined by the discharge voltage of the coaxial cable and the discharge gap in the downhole discharge device, adjustable up to 80 MPa, with a frequency of 1-10 Hz. The duration of the shock wave depends mainly on the capacity of the capacitor bank. However, the increased requirements for safe work practices, due to high voltage, provide for special training and additional equipment and devices, registration of work permits for maintenance personnel, which reduces the productivity of work and reduces the productivity of the installation

In articles 7, 8, reagent methods for restoring the productivity of wells are presented, related to chemical methods of regeneration. Reagent methods of stimulating the formation are based on the reaction of aqueous solutions of acids with clogging formations, dissolution and removal of the reaction products outside the well, usually by airlift pumping. The choice of the type and method of reagent regeneration depends on many factors, which are determined by the composition and condition of the clogging sediment, the design of the filter and its condition, the structure of the treated surface. Regardless of the method of supply, hydrochloric acid HCl is widely used for well regeneration, effectively dissolving ferrous (Fe_2O_3 , $\text{Fe}(\text{OH})_3$, FeS) and carbonate (CaCO_3 , MgCO_3) bridging formations. The optimal working concentration of the hydrochloric acid solution is selected taking into account the dissolving ability and the rate of dissolution of the rock and the neutralization of the acid in the composition, corrosiveness and the magnitude of the formation pressure. In the practice of chemical treatment of wells, the method of reagent baths and the method of cyclic pressing into the formation are usually used. The reagent bath method involves pouring an acid solution at the wellhead, which, under the influence of diffusion processes, penetrates the filter circuit. Application of this method does not require additional equipment and sealing of the well head. The method of cyclic pushing of an aqueous acid solution into the formation is more effective than the method of reagent baths, however, it requires the installation of additional equipment, lowering of pipes and sealing of the well head. The practice of using chemical reagents in the regeneration of wells showed low efficiency of methods with especially difficult formation conditions (increased carbonate content of $\text{CO}_2 > 2\%$), sandiness of the well. There is no possibility to regulate the uniformity of filter cleaning both along the length and along the depth of the near-filter zone, since in the process of pressing with working solutions the reagent moves along the most permeable sections of the near-filter zone. In sealed, impermeable cemented formations, reagent methods require additional intensification of the process by hydrodynamic methods, since this allows to induce deep processes of acid-rock interaction.

Calculation and justification of operating parameters. The experience of the regeneration of geotechnical wells in carbonate blocks shows that the main reason for the low efficiency of many development methods is that each of them is aimed at solving a single problem: clay mud formation, filter and wellbore zone cleaning. It is necessary for the development to be comprehensive and include operations to restore the permeability of the near-filter zone and clean the filter from various kinds of sediment formation. These requirements are met by the pulse-wave method of regeneration, based on the action on the formation by hydraulic impulses in a solution of chemical reagents.

The generation of hydraulic impulses in a hydroimpact machine involves the use of hydraulic shocks that occur when the valve closes the fluid flow, produced by a striker on the anvil of the machine associated with a destructive tool. In this case, the most optimal solution would be to place generators in the filter zone of the well, i.e. generators must be submerged in the well. When creating a hydraulic impulse, due to the small gaps between the body of the transmitter and the production string of the well, due to the high velocity of the ascending flow and the inertial properties of the liquid, a pressure drop is created and the bridging agents are removed along with the liquid, i.e. In addition to the transfer of force, the liquid medium additionally removes destroyed bridging agents from the impact zone, which allows processing a significant part of the volume of the filter zone.

Based on the above parametric data, the average values of the frequency and energy of impacts, as well as the developed power of the hydraulic impact machine, were determined. The frequency of blows was determined by the formula 1. The energy of the blow is calculated by the formula 2.

$$n = \frac{1}{T}, \quad (1)$$

where: T – time of cycle, s.

$$W = \frac{m_{\delta} \cdot V_{\delta}}{2}, \tag{2}$$

where: m_{δ} – striker weight; V_{δ} - striker speed during different stages of the cycle, cm/s; the mass of the striker is determined from expression 3.

$$m_{\delta} = \frac{G_{\delta}}{g}, \tag{3}$$

where: g – acceleration of gravity, 9,81 m/s²;

The theoretical power of the machine is calculated from expression 4.

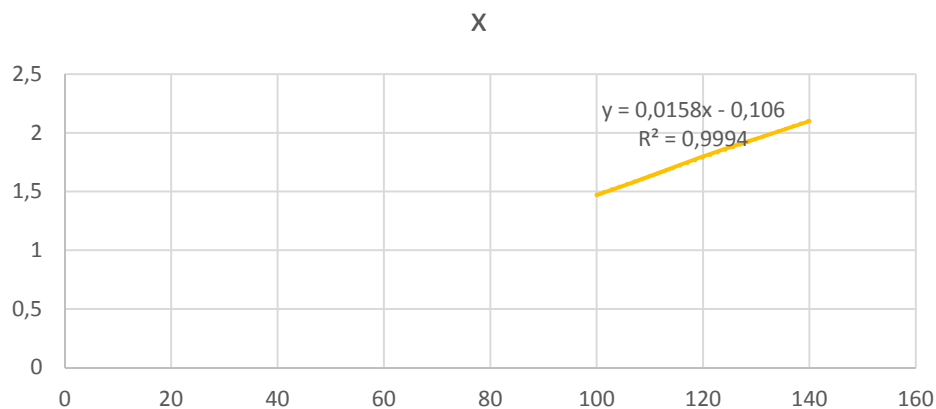
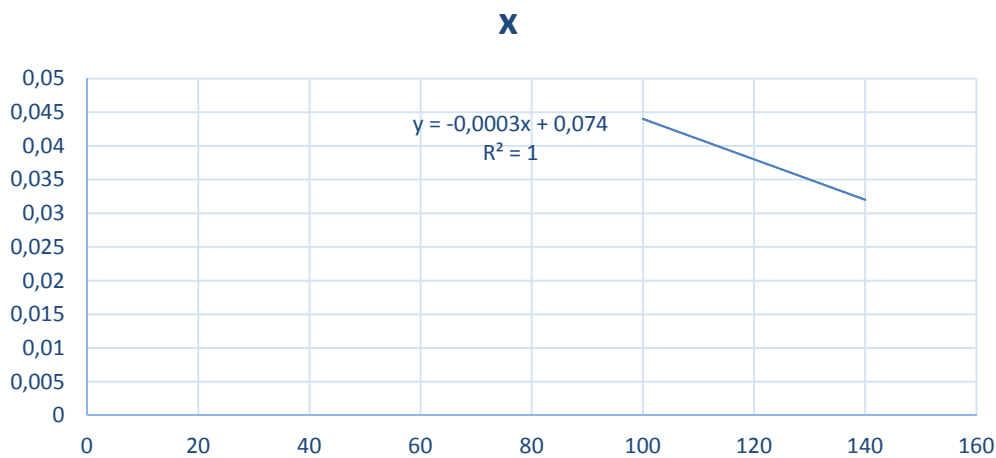
$$P = \frac{W \cdot n}{102}, kW. \tag{4}$$

The results are summarized in table 2.

Table 2 – Data of the dependence of the generator parameters on the flow rate of the supplied water

Water supply consumption $Q, l/min$	Total cycle time, T, s	Impact frequency $n, 1/s$	Striker pre-impact speed, $V_{\delta}, m/s$	Impact energy W, J	Theoretical machine power P, kW
100	0,044	22,7	1,47	6,5	0,14
120	0,038	26,3	1,80	9,7	0,25
140	0,032	31,2	2,10	13,2	0,40

Based on the calculated data obtained, graphs of the dependence of T , V_{δ} , and P on Q were built. The graph is shown in figure 1.



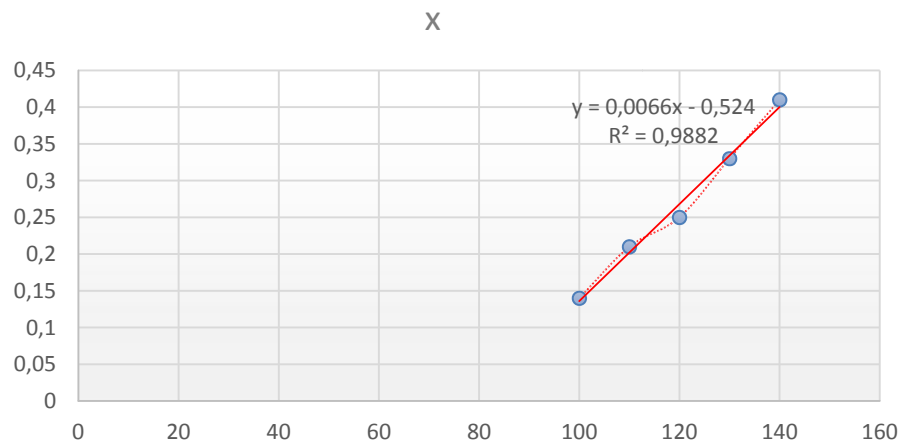


Figure 1 – Dependences of the operating cycle indicators of the hydraulic hammer machine on the flow rate of water supplied to the machine. 1 – $T = f(Q)$ graph; 2 – $V_{\sigma} = f(Q)$ graph; 3 – $P = f(Q)$ graph

The analysis of the given graphs showed that with an increase in water consumption, almost all cycle indicators increase, affecting the power of the machine, first of all, the pre-impact speed of the striker. A decrease in cycle time causes an increase in the pulse frequency, which also contributes to an increase in machine power.

According to the calculated values obtained and in accordance with the specific conditions of the well, a prototype of the hydroimpact apparatus was built, shown in figure 2.



Figure 2 – Diagram of a hydroimpact apparatus. a - 3D, b - in section. Where: 1 – body; 2 - connecting adapter; 3 - valve; 4 - sanding rings; 5 - spring; 6 - nozzle holes.

When flushing fluid is supplied through a continuous hose from HDPE to the bottomhole through adapter 2, flushing fluid creates pressure on the surface of valve 3, which, compressing the spring 5, moves until a jet of flushing fluid is fired through the side radial nozzle holes. The valve backstroke is provided when the mud pump pulsates, and the oscillating back and forth movement of the valve is equal to the pulsation per minute of a standard exploration mud pump. The failure-free operation of the device is ensured by the minimum number of moving parts relative to each other, the presence of sanding rings on the valve's working surface and, accordingly, by the simplicity of the design.

Conclusion. When the front of the reflected wave approaches the surface of the half-space, a wave arises that travels to the obstacle. As a result of the action of this wave, the compression of the medium is replaced by tension, the sign of the stress changes, and as a result, the sign of deformation. Multicomponent media do not withstand tensile deformations exceeding a certain critical value, which is different in bridging agent with different chemical compositions. Therefore, discontinuity occurs, and the tensile stresses corresponding to the rupture are usually of the order of the atmosphere.

In one-dimensional motions with hydro-impulse waves, all parameters depend on one single spatial coordinate and on time. The main sought functions are, in the general case, the stress tensor components, the density or volumetric deformation of the medium, and the mass velocity of the shock fluid, and the determining parameters are the constants entering the model equations and the boundary and initial conditions of the problem. In a medium with bulk viscosity, the result of the impact action will directly depend on the properties of the medium, the maximum pressure achieved and, in addition, on the wavelength. In media with bulk viscosity, the energy losses of waves can be different depending on their duration, respectively, the shorter the wave is, the smaller the losses during its propagation. This is an important property of viscous media.

From the analysis of wave propagation, it follows that at all considered distances the wave remains linearly shock, the maximum values of stress, strain and particle velocity are achieved at the front. Behind the front, all these quantities decrease, the voltage is distributed according to a linear law, the other parameters according to nonlinear laws, more slowly than the voltage. The lag of the extreme values of the deformation and the pulse velocity relative to the stress will not take place, however, a lag and decrease of these values behind the wave front is possible. The wave parameters at the front (precursor) both with a further decrease and with an increase in the voltage behind the shock can be obtained analytically without solving the problem as a whole.

The use of a hydropercussion wave directly, which creates alternating pressures on the inner cavity of the filter and then near the filter zone from the downhole hydropercussion machine, is the most promising direction for increasing the efficiency of RRW in technological wells. The use of the hydraulic impulse method of influencing the sealed formation zone during RRW of geotechnical wells is promising and cost-effective by reducing the time spent on the technological process and increasing the turnaround cycle.

**Т. Қуандықов¹, Д. Наурызбаева¹, Қ. Елемесов¹,
Т. Карманов¹, У. Кәкімов¹, А. Кольга²**

¹Satbayev University, Алматы, Қазақстан;

²Г. И. Носов атындағы Магнитогорск мемлекеттік техникалық университеті

УРАНДЫ ҰҢҒЫМАЛЫҚ ӨНДІРУ ЖАҒДАЙЫНДА КЕННІҢ ӨТКІЗГІШТІГІН АРТТЫРУДЫҢ ГИДРОИМПУЛЬСТІК ӘДІСІН ӘЗІРЛЕУ ЖӘНЕ НЕГІЗДЕУ

Аннотация. Ұңғыманың түп аймағының сүзгісінің ішкі қуысында ауыспалы қысым жасайтын гидросоққылы машинаның әсер ету әдісінің сипаттамасы мен жұмыс принципі келтірілген, бұл сүзгілердің де, сүзгі аймағының да қолматациясын төмендетуге көмектеседі.

Қазақстанның өндіруші кәсіпорындарында қолданылатын уранды ұңғымалық өндіру технологиясы сипатталған, өнімді қабаттардың сүзгілік сипаттамаларын төмендетуге әсер ететін факторлар жан-жақты зерделенген, сондай-ақ ұңғымалық уранды өндіруді арттырудың тиімді әдісі сипатталған. Уран өндіруші кәсіпорындарда ұңғымалық өндіруді қарқындатудың қолданылатын әдістері қаралды, электр көзді және химиялық әдістің оң және теріс жақтары талқыланды. Ұңғымадағы қолматациялық түзілімдерді бұзудың гидро толқындық әдісінің жұмыс мәндерінің және жөндеу-қалпына келтіру жұмыстарын жүргізу кезінде ерітінділерді беру параметрлерінің есептері келтірілген. Жұмыс параметрлерін есептеу негізінде гидравликалық соққы машинасының жұмыс циклы көрсеткіштерінің машинаға берілетін су шығынына тәуелділігі диаграммасы жасалды. Өнімді горизонттың өткізгіштігін арттыру үшін гидросоққылы машинаның 3D моделі келтірілген. Күрделі тау-кен геологиялық жағдайларда уранды ұңғымалық өндіру жағдайларында өнімді горизонттың өткізгіштігін қалпына келтірудің гидросоққылы әдісін қолданудың артықшылықтары ашылды. Күрделі тау-кен геологиялық жағдайларда уранды ұңғымалық өндіруді қарқындатудың оңтайлы параметрлері ұсынылды және ұңғымаларды қалпына келтірудің дәстүрлі әдістерімен үйлесімде гидросоққылы машинаны қолдану әдістемесі әзірленді.

Сүзгінің өткізу қабілетін және технологиялық ұңғымалардың сүзгі жанындағы аймағын (ЖҰШ) қалпына келтірудің негізгі міндеттерінің бірі қабаттың динамикасын, сондай-ақ олардың үдеуін, жылдамдығын және ығысуын ескере отырып, тұйықталған ортаға әсер ететін оңтайлы жүктемелерді айқындау болып табылады. Барлық осы шамалар тек қана тосқауылға түсетін толқынның параметрлеріне ғана емес, сонымен қатар кедергінің инерциялық және жиілік қасиеттеріне де байланысты. Уран кенін өндіру және эксперименттік зерттеулер кезінде технологиялық ұңғымалардың сүзгіш аймағын декольматациялау үшін гидроимпульсті

әдісті пайдалану шарттарына қатысты теориялық ережелер жүргізілді және негізделді. Гидропульстердің ұңғымалық генераторы арқылы жүзеге асырылатын гидропульстік әсер ортаның қасиетіне байланысты ағын қысымының гидропульсі ұңғыманың осінен 0,3 метрге дейінгі қашықтыққа таралуы мүмкін. Гидроимпульстік ағындардың әсерінен қабаттың сүзгі аймағының колматантының бұзылуы ауыспалы циклдік тербелістің салдарынан болатындығы көрсетілген. Гидродинамикалық модель су толқындарының әсерінен сүзгі қабатының өткізгіштігінің өзгеру процесін сипаттайды. Гидродинамикалық модельдің көмегімен есептерді шешкен кезде ұңғымада және резервуардың колматантты аймағында гидроимпульсті толқындардың таралу сипатын графиктер түрінде зерттеу үшін теңдеулер алынды.

Бұл гидросокқылы машинаның талқандау қабілеті теориялық және компьютерлік модельдеумен расталды. Келесі нәтижелер алынды. Біріншіден, гидросокқылы машина декольматацияны жоғарылатудың басқа құралдарына қарағанда әлдеқайда тиімді. Екіншіден, соққының әсері соққы элементінің қысымы мен соғу жиілігіне байланысты. Үшіншіден, импульстік ағын неғұрлым үлкен болса, оның талқандау қабілеті соғу жылдамдығы жоғары болады. Төртіншіден, импульстік ағынды құралдың саптамасының диаметрін азайту арқылы көбейтуге болады. Бесіншіден, гидравликалық соққы жоғары қаттылықтың колматациясының жойылуын тездетуге көмектеседі, ал аз цементтелген жыныстардың бұзылуы импульстік ағынның жоғарылауымен едәуір күшейтілуі мүмкін. Өзірленген импульстік гидросокқылы машина терең және көлденең ұңғымалардағы бұрғылау жылдамдығының төмендігі, шламды алып тастау сияқты мәселелерді шешудің жаңа идеясын ұсынады деген қорытындыға келдік.

Түйін сөздер: ұңғыма, сүзгі, колматация, гидроимпульс, гидро машина, соққы денесі.

**Т. Қуандықов¹, Д. Наурызбаева¹, К. Елемесов¹,
Т. Карманов¹, У. Какимов¹, А. Кольга²**

¹Satbayev University, Алматы, Қазақстан;

²Магнитогорский государственный технический университет им. Г. И. Носова

РАЗРАБОТКА И ОБОСНОВАНИЕ ГИДРОИМПУЛЬСНОГО МЕТОДА ПОВЫШЕНИЯ ПРОНИЦАЕМОСТИ РУД В УСЛОВИЯХ СКВАЖИННОЙ ДОБЫЧИ УРАНА

Аннотация. Приведено описание и принцип действия метода воздействия гидроударной машины, создающей знакопеременные давления на внутренней полости фильтра призабойной зоны скважины, которая способствует снижению колматации как самих фильтров, так и прифильтровой зоны (ПФЗ).

Описана технология скважинной добычи урана, применяемая на добычных предприятиях Казахстана, подробно изучены факторы, влияющие на снижение фильтрационных характеристик продуктивных пластов, а также описан эффективный метод, повышения скважинной добычи урана. Рассмотрены применяемые методы интенсификации скважинной добычи на уранодобывающих предприятиях, обсуждены положительные и отрицательные стороны электроплазменного и химического метода. Приведены расчеты рабочих значений гидроволнового метода разрушения колматационных образований в скважине и параметров подачи растворов при проведении ремонтно-восстановительных работ. На основе расчета рабочих параметров построена диаграмма зависимости показателей рабочего цикла гидроударной машины от расхода подаваемой в машину воды. Приведена разработанная 3D модель гидроударного аппарата для повышения проницаемости продуктивного горизонта. Раскрыты преимущества применения гидроударного метода восстановления проницаемости продуктивного горизонта в условиях скважинной добычи урана в сложных горно-геологических условиях. Рекомендованы оптимальные параметры интенсификации скважинной добычи урана в сложных горно-геологических условиях и разработана методика применения гидроударного аппарата в сочетании с традиционными методами регенерации скважин.

Одной из основных задач восстановления пропускной способности фильтра и прифильтровой зоны технологических скважин (ПСВ) является определение оптимальных нагрузок, действующих на закольматированную среду, с учетом динамики пласта, а также их ускорений, скоростей и смещений. Все эти величины существенно зависят не только от параметров волны, падающей на колматантную преграду, но и от инерционных и частотных свойств самой преграды. Была проведена и обоснованы теоретические положения применительно условиям использования гидроимпульсного метода для декольматации прифильтровой зоны технологических скважин при добыче урановых руд и экспериментальных исследований. Гидроимпульсное воздействие, осуществляемое через скважинный генератор гидроимпульсов, в зависимости от свойства среды, гидроимпульса давления потока может распространяться на расстояние до 0,3 метра от оси скважины. Показано, что разрушение колматанта прифильтровой зоны пласта под действием гидроимпульсных струй происходит за счет знакопеременного циклического колебания. Составлена гидродинамическая модель опи-

сывающей процесс изменения проницаемости прифильтрового пласта под воздействием гидроударных волн. При решении задач с помощью гидродинамической модели, получены уравнения для исследования характера распространения гидроимпульсных волн в скважине и кольматантной зоне пласта в виде графиков.

Разрушающая способность этого гидроударника была подтверждена теоретически и компьютерной моделированием. Были получены следующие результаты. Во-первых, этот гидроударник намного эффективнее, чем другие инструменты для повышения декольматации. Во-вторых, ударный эффект зависит от давления и частоты удара ударного элемента. В-третьих, чем больше импульсная струя, тем выше ее разрушающая способность. В-четвертых, импульсная струя может быть увеличена за счет уменьшения диаметра сопла инструмента. В-пятых, гидравлический удар может помочь ускорить разрушение кольматации высокой твердости, а разрушение менее цементированных пород может быть значительно усилено за счет увеличения импульсной струи. Сделан вывод о том, что разработанный импульсный гидроударник дает новую идею для решения таких проблем в глубоких и горизонтальных скважинах, как низкая скорость бурения, очевидный эффект прижима стружки и трудное удаление шлама.

Ключевые слова: Скважина, фильтр, кольматация, гидроимпульс, гидро машина, ударное тело.

Information about authors:

Kuandykov Tilebay, PhD in mining engineering, Lecturer of Satbayev University, Almaty, Kazakhstan; t.kuandykov@satbayev.university; <https://orcid.org/0000-0001-8993-5555>

Nauryzbayeva Dilda, PhD in Oil and Gas Engineering, vice-rector for research and academic affairs in Satbayev University, Almaty, Kazakhstan; d.nauryzbayeva@satbayev.university; <https://orcid.org/0000-0002-8397-3267>

Yelemessov Kassym, candidate of technical sciences, associate professor, director institute of metallurgy and industrial engineering of Satbayev University, Almaty, Kazakhstan; k.yelemessov@satbayev.university; <https://orcid.org/0000-0001-6168-2787>

Karmanov Togys, candidate of technical sciences, associate professor of Satbayev University, Almaty, Kazakhstan; t.karmanov@satbayev.university; <https://orcid.org/0000-0003-1463-5392>

Kakimov Ulan, candidate of technical sciences, associate professor of Satbayev University, Almaty, Kazakhstan; u.kakimov@satbayev.university; <https://orcid.org/0000-0002-5124-924X>

Kolga Anatoly, doctor of engineering, professor, Nosov Magnitogorsk state technical university, Magnitogorsk, Russia; kad-55@magtu.ru; <https://orcid.org/0000-0002-3194-2274>

REFERENCES

- [1] Rakishev B.R., Bondarenko V.I., Matev M.M., Kenzhetaev Z.S. Influence of chemical reagent complex on intensification of uranium well extraction // *Naukovyi Visnyk Natsionalnoho Hirnychoho Universytetu*. 2019. N 6. P. 25-30 (in Eng.).
- [2] Yusupov Kh.A., Aliev S.B., Dzhakupov D.A., Elzhanov E.A. Application of ammonium bifluoride for chemical treatment of wells in underground uranium leaching // *Gornyi Zhurnal*. 2017. N 4, 2017. P. 57-60 (in Eng.).
- [3] Rakishev B.R., Mataev M.M., Kenzhetaev Zh.S. Investigation of mineralogical composition of sedimentation in conditions of uranium ISL // *Mining Information and Analytical Bulletin*. 2019. (7): 123-131. DOI: 10.25018/0236-14932019-07-0-123-131 (In Russ.).
- [4] Yusupov Kh.A., Dzhakupov D.A., Bashilova E.S. Increasing the efficiency of developing complex hydrogenic uranium deposits using hydrogen peroxide // *Gornyi Zhurnal Kazakhstan*. 2018. N 2. P. 18-215 (in Russ.).
- [5] Khawassek Y.M., Taha M.H., Eliwa A.A. Kinetics of Leaching Process Using Sulfuric Acid for Sella Uranium Ore Material, South Eastern Desert // *Egypt International Journal of Nuclear Energy Science and Engineering*. 2016. Vol. 6. P. 62-73 (in Eng.).
- [6] Molchanov A.A., Demekhov Yu.V. Improving efficiency of uranium ISL production from deposits of hydrogenic type in the Republic of Kazakhstan (case study of the Vostochny Mynkuduk deposit). In: *Actual problems of uranium industry. Proceedings of VII International Conference*. Almaty, NAC Kazatomprom. 2014. P. 92-98 (In Russ.).
- [7] Chen J., Zhao Y., Song Q., Zhou Z., Yang S. Exploration and mining evaluation system and price prediction of uranium resources // *Mining of Mineral Deposits*, 2018. 12(1). P. 85-94 (in Eng.).
- [8] Nikitina Yu.G., Poyezzhayev I.P., Myrzabek G.A. Improvement of opening schemes of wellfields to optimize the cost of mining uranium // *Gornyi Vestnik Uzbekistana*, 2019 (1). P. 6-11. (in Russ.).
- [9] Lachab P., Cathelineau M., Brouandc M., Fiet N. In-situ isotopic and chemical study of pyrite from Chu-Sarysu (Kazakhstan) roll-front uranium deposit // *Procedia Earth and Planetary Science*. 2015 (13). P. 207-210 (in Eng.).

**Publication Ethics and Publication Malpractice
in the journals of the National Academy of Sciences of the Republic of Kazakhstan**

For information on Ethics in publishing and Ethical guidelines for journal publication see <http://www.elsevier.com/publishingethics> and <http://www.elsevier.com/journal-authors/ethics>.

Submission of an article to the National Academy of Sciences of the Republic of Kazakhstan implies that the described work has not been published previously (except in the form of an abstract or as part of a published lecture or academic thesis or as an electronic preprint, see <http://www.elsevier.com/postingpolicy>), that it is not under consideration for publication elsewhere, that its publication is approved by all authors and tacitly or explicitly by the responsible authorities where the work was carried out, and that, if accepted, it will not be published elsewhere in the same form, in English or in any other language, including electronically without the written consent of the copyright-holder. In particular, translations into English of papers already published in another language are not accepted.

No other forms of scientific misconduct are allowed, such as plagiarism, falsification, fraudulent data, incorrect interpretation of other works, incorrect citations, etc. The National Academy of Sciences of the Republic of Kazakhstan follows the Code of Conduct of the Committee on Publication Ethics (COPE), and follows the COPE Flowcharts for Resolving Cases of Suspected Misconduct (http://publicationethics.org/files/u2/New_Code.pdf). To verify originality, your article may be checked by the Cross Check originality detection service <http://www.elsevier.com/editors/plagdetect>.

The authors are obliged to participate in peer review process and be ready to provide corrections, clarifications, retractions and apologies when needed. All authors of a paper should have significantly contributed to the research.

The reviewers should provide objective judgments and should point out relevant published works which are not yet cited. Reviewed articles should be treated confidentially. The reviewers will be chosen in such a way that there is no conflict of interests with respect to the research, the authors and/or the research funders.

The editors have complete responsibility and authority to reject or accept a paper, and they will only accept a paper when reasonably certain. They will preserve anonymity of reviewers and promote publication of corrections, clarifications, retractions and apologies when needed. The acceptance of a paper automatically implies the copyright transfer to the National Academy of Sciences of the Republic of Kazakhstan.

The Editorial Board of the National Academy of Sciences of the Republic of Kazakhstan will monitor and safeguard publishing ethics.

Правила оформления статьи для публикации в журнале смотреть на сайте:

www.nauka-nanrk.kz

ISSN 2518-170X (Online), ISSN 2224-5278 (Print)

<http://www.geolog-technical.kz/index.php/en/>

Редакторы *М. С. Ахметова, Д. С. Аленов, А. Ахметова*
Верстка *Д. А. Абдрахимовой*

Подписано в печать 15.12.2020.
Формат 70x881/8. Бумага офсетная. Печать – ризограф.
17,6 п.л. Тираж 300. Заказ 6.