

ISSN 2518-170X (Online),
ISSN 2224-5278 (Print)

ҚАЗАҚСТАН РЕСПУБЛИКАСЫ
ҰЛТТЫҚ ҒЫЛЫМ АКАДЕМИЯСЫ
Satbayev University

Х А Б А Р Л А Р Ы

ИЗВЕСТИЯ

НАЦИОНАЛЬНОЙ АКАДЕМИИ НАУК
РЕСПУБЛИКИ КАЗАХСТАН
Satbayev University

N E W S

OF THE ACADEMY OF SCIENCES
OF THE REPUBLIC OF KAZAKHSTAN
Satbayev University

SERIES
OF GEOLOGY AND TECHNICAL SCIENCES

4 (448)

JULY – AUGUST 2021

THE JOURNAL WAS FOUNDED IN 1940

PUBLISHED 6 TIMES A YEAR

ALMATY, NAS RK

NAS RK is pleased to announce that News of NAS RK. Series of geology and technical sciences scientific journal has been accepted for indexing in the Emerging Sources Citation Index, a new edition of Web of Science. Content in this index is under consideration by Clarivate Analytics to be accepted in the Science Citation Index Expanded, the Social Sciences Citation Index, and the Arts & Humanities Citation Index. The quality and depth of content Web of Science offers to researchers, authors, publishers, and institutions sets it apart from other research databases. The inclusion of News of NAS RK. Series of geology and technical sciences in the Emerging Sources Citation Index demonstrates our dedication to providing the most relevant and influential content of geology and engineering sciences to our community.

Қазақстан Республикасы Ұлттық ғылым академиясы «ҚР ҰҒА Хабарлары. Геология және техникалық ғылымдар сериясы» ғылыми журналының Web of Science-тің жаңаланған нұсқасы Emerging Sources Citation Index-те индекстелуге қабылданғанын хабарлайды. Бұл индекстелу барысында Clarivate Analytics компаниясы журналды одан әрі the Science Citation Index Expanded, the Social Sciences Citation Index және the Arts & Humanities Citation Index-ке қабылдау мәселесін қарастыруда. Web of Science зерттеушілер, авторлар, баспашылар мен мекемелерге контент тереңдігі мен сапасын ұсынады. ҚР ҰҒА Хабарлары. Геология және техникалық ғылымдар сериясы Emerging Sources Citation Index-ке енуі біздің қоғамдастық үшін ең өзекті және беделді геология және техникалық ғылымдар бойынша контентке адалдығымызды білдіреді.

НАН РК сообщает, что научный журнал «Известия НАН РК. Серия геологии и технических наук» был принят для индексирования в Emerging Sources Citation Index, обновленной версии Web of Science. Содержание в этом индексировании находится в стадии рассмотрения компанией Clarivate Analytics для дальнейшего принятия журнала в the Science Citation Index Expanded, the Social Sciences Citation Index и the Arts & Humanities Citation Index. Web of Science предлагает качество и глубину контента для исследователей, авторов, издателей и учреждений. Включение Известия НАН РК. Серия геологии и технических наук в Emerging Sources Citation Index демонстрирует нашу приверженность к наиболее актуальному и влиятельному контенту по геологии и техническим наукам для нашего сообщества.

Бас редактор

ЖҰРЫНОВ Мұрат Жұрынұлы, химия ғылымдарының докторы, профессор, ҚР ҰҒА академигі, Қазақстан Республикасы Ұлттық Ғылым академиясының президенті, АҚ «Д.В. Сокольский атындағы отын, катализ және электрохимия институтының» бас директоры (Алматы, Қазақстан) Н = 4

Редакциялық алқа:

ӘБСАМЕТОВ Мәліс Құдысұлы (бас редактордың орынбасары), геология-минералогия ғылымдарының докторы, профессор, ҚР ҰҒА академигі, «У.М. Ахмедсафина атындағы гидрогеология және геоэкология институтының» директоры (Алматы, Қазақстан) Н = 2

ЖОЛТАЕВ Герой Жолтайұлы (бас редактордың орынбасары), геология-минералогия ғылымдарының докторы, профессор, Қ.И. Сатпаев атындағы геология ғылымдары институтының директоры (Алматы, Қазақстан) Н=2

СНОУ Дэниел, Ph.D, қауымдастырылған профессор, Небраска университетінің Су ғылымдары зертханасының директоры (Небраска штаты, АҚШ) Н = 32

ЗЕЛЬТМАН Реймар, Ph.D, табиғи тарих мұражайының Жер туралы ғылымдар бөлімінде петрология және пайдалы қазбалар кен орындары саласындағы зерттеулердің жетекшісі (Лондон, Англия) Н = 37

ПАНФИЛОВ Михаил Борисович, техника ғылымдарының докторы, Нанси университетінің профессоры (Нанси, Франция) Н=15

ШЕН Пин, Ph.D, Қытай геологиялық қоғамының тау геологиясы комитеті директорының орынбасары, Американдық экономикалық геологтар қауымдастығының мүшесі (Пекин, Қытай) Н = 25

ФИШЕР Аксель, Ph.D, Дрезден техникалық университетінің қауымдастырылған профессоры (Дрезден, Берлин) Н = 6

КОНТОРОВИЧ Алексей Эмильевич, геология-минералогия ғылымдарының докторы, профессор, РФА академигі, А.А. Трофимука атындағы мұнай-газ геологиясы және геофизика институты (Новосибирск, Ресей) Н = 19

АБСАДЫКОВ Бахыт Нарикбайұлы, техника ғылымдарының докторы, профессор, ҚР ҰҒА корреспондент-мүшесі, А.Б. Бектұров атындағы химия ғылымдары институты (Алматы, Қазақстан) Н = 5

АГАБЕКОВ Владимир Енокович, химия ғылымдарының докторы, Беларусь ҰҒА академигі, Жаңа материалдар химиясы институтының құрметті директоры (Минск, Беларусь) Н = 13

КАТАЛИН Стефан, Ph.D, Дрезден техникалық университетінің қауымдастырылған профессоры (Дрезден, Берлин) Н = 20

СЕЙТМҰРАТОВА Элеонора Юсуповна, геология-минералогия ғылымдарының докторы, профессор, ҚР ҰҒА корреспондент-мүшесі, Қ.И. Сатпаев атындағы Геология ғылымдары институты зертханасының меңгерушісі (Алматы, Қазақстан) Н=11

САҒЫНТАЕВ Жанай, Ph.D, қауымдастырылған профессор, Назарбаев университеті (Нұр-Сұлтан, Қазақстан) Н = 11

ФРАТТИНИ Паоло, Ph.D, Бикокк Милан университеті қауымдастырылған профессоры (Милан, Италия) Н = 28

«ҚР ҰҒА Хабарлары. Геология және техникалық ғылымдар сериясы».

ISSN 2518-170X (Online),

ISSN 2224-5278 (Print)

Меншіктеуші: «Қазақстан Республикасының Ұлттық ғылым академиясы» РҚБ (Алматы қ.).

Қазақстан Республикасының Ақпарат және қоғамдық даму министрлігінің Ақпарат комитетінде 29.07.2020 ж. берілген № KZ39VPY00025420 мерзімдік басылым тіркеуіне қойылу туралы куәлік.

Тақырыптық бағыты: *геология, мұнай және газды өңдеудің химиялық технологиялары, мұнай химиясы, металдарды алу және олардың қосындыларының технологиясы.*

Мерзімділігі: жылына 6 рет.

Тиражы: 300 дана.

Редакцияның мекен-жайы: 050010, Алматы қ., Шевченко көш., 28, 219 бөл., тел.: 272-13-19

<http://www.geolog-technical.kz/index.php/en/>

© Қазақстан Республикасының Ұлттық ғылым академиясы, 2021

Типографияның мекен-жайы: «Аруна» ЖК, Алматы қ., Мұратбаев көш., 75.

Главный редактор

ЖУРИНОВ Мурат Журинович, доктор химических наук, профессор, академик НАН РК, президент Национальной академии наук Республики Казахстан, генеральный директор АО «Институт топлива, катализа и электрохимии им. Д.В. Сокольского» (Алматы, Казахстан) Н = 4

Редакционная коллегия:

АБСАМЕТОВ Малис Кудысович, (заместитель главного редактора), доктор геолого-минералогических наук, профессор, академик НАН РК, директор Института гидрогеологии и геоэкологии им. У.М. Ахмедсафина (Алматы, Казахстан) Н = 2

ЖОЛТАЕВ Герой Жолтаевич, (заместитель главного редактора), доктор геолого-минералогических наук, профессор, директор Института геологических наук им. К.И.Сатпаева (Алматы, Казахстан) Н=2

СНОУ Дэниел, Ph.D, ассоциированный профессор, директор Лаборатории водных наук университета Небраски (штат Небраска, США) Н = 32

ЗЕЛЬТМАН Реймар, Ph.D, руководитель исследований в области петрологии и месторождений полезных ископаемых в Отделе наук о Земле Музея естественной истории (Лондон, Англия) Н = 37

ПАНФИЛОВ Михаил Борисович, доктор технических наук, профессор Университета Нанси (Нанси, Франция) Н=15

ШЕН Пин, Ph.D, заместитель директора Комитета по горной геологии Китайского геологического общества, член Американской ассоциации экономических геологов (Пекин, Китай) Н = 25

ФИШЕР Аксель, ассоциированный профессор, Ph.D, технический университет Дрезден (Дрезден, Берлин) Н = 6

КОНТОРОВИЧ Алексей Эмильевич, доктор геолого-минералогических наук, профессор, академик РАН, Институт нефтегазовой геологии и геофизики им. А.А. Трофимука СО РАН (Новосибирск, Россия) Н = 19

АБСАДЫКОВ Бахыт Нарикбаевич, доктор технических наук, профессор, член-корреспондент НАН РК, Институт химических наук им. А.Б. Бектурова (Алматы, Казахстан) Н = 5

АГАБЕКОВ Владимир Енокович, доктор химических наук, академик НАН Беларуси, почетный директор Института химии новых материалов (Минск, Беларусь) Н = 13

КАТАЛИН Стефан, Ph.D, ассоциированный профессор, Технический университет (Дрезден, Берлин) Н = 20

СЕЙТМУРАТОВА Элеонора Юсуповна, доктор геолого-минералогических наук, профессор, член-корреспондент НАН РК, заведующая лабораторией Института геологических наук им. К.И. Сатпаева (Алматы, Казахстан) Н=11

САГИНТАЕВ Жанай, Ph.D, ассоциированный профессор, Назарбаев университет (Нурсултан, Казахстан) Н = 11

ФРАТТИНИ Паоло, Ph.D, ассоциированный профессор, Миланский университет Бикокк (Милан, Италия) Н = 28

«Известия НАН РК. Серия геологии и технических наук».

ISSN 2518-170X (Online),

ISSN 2224-5278 (Print)

Собственник: Республиканское общественное объединение «Национальная академия наук Республики Казахстан» (г. Алматы).

Свидетельство о постановке на учет периодического печатного издания в Комитете информации Министерства информации и общественного развития Республики Казахстан № KZ39VPY00025420, выданное 29.07.2020 г.

Тематическая направленность: *геология, химические технологии переработки нефти и газа, нефтехимия, технологии извлечения металлов и их соединений.*

Периодичность: 6 раз в год.

Тираж: 300 экземпляров.

Адрес редакции: 050010, г. Алматы, ул. Шевченко, 28, оф. 219, тел.: 272-13-19

<http://www.geolog-technical.kz/index.php/en/>

© Национальная академия наук Республики Казахстан, 2021

Адрес типографии: ИП «Аруна», г. Алматы, ул. Муратбаева, 75.

Editor in chief

ZHURINOV Murat Zhurinovich, doctor of chemistry, professor, academician of NAS RK, president of the National Academy of Sciences of the Republic of Kazakhstan, general director of JSC “Institute of fuel, catalysis and electrochemistry named after D.V. Sokolsky» (Almaty, Kazakhstan) H = 4

Editorial board:

ABSAMETOV Malis Kudysovich, (deputy editor-in-chief), doctor of geological and mineralogical sciences, professor, academician of NAS RK, director of the Akhmedsafin Institute of hydrogeology and hydrophysics (Almaty, Kazakhstan) H = 2

ZHOLTAEV Geroy Zholtaevich, (deputy editor-in-chief), doctor of geological and mineralogical sciences, professor, director of the institute of geological sciences named after K.I. Satpayev (Almaty, Kazakhstan) H=2

SNOW Daniel, Ph.D, associate professor, director of the laboratory of water sciences, Nebraska University (Nebraska, USA) H = 32

Zeltman Reymar, Ph.D, head of research department in petrology and mineral deposits in the Earth sciences section of the museum of natural history (London, England) H = 37

PANFILOV Mikhail Borisovich, doctor of technical sciences, professor at the Nancy University (Nancy, France) H=15

SHEN Ping, Ph.D, deputy director of the Committee for Mining geology of the China geological Society, Fellow of the American association of economic geologists (Beijing, China) H = 25

FISCHER Axel, Ph.D, associate professor, Dresden University of technology (Dresden, Germany) H = 6

KONTOROVICH Aleksey Emilievich, doctor of geological and mineralogical sciences, professor, academician of RAS, Trofimuk Institute of petroleum geology and geophysics SB RAS (Novosibirsk, Russia) H = 19

ABSADYKOV Bakhyt Narikbaevich, doctor of technical sciences, professor, corresponding member of NAS RK, Bekturov Institute of chemical sciences (Almaty, Kazakhstan) H = 5

AGABEKOV Vladimir Enokovich, doctor of chemistry, academician of NAS of Belarus, honorary director of the Institute of chemistry of new materials (Minsk, Belarus) H = 13

KATALIN Stephan, Ph.D, associate professor, Technical university (Dresden, Berlin) H = 20

SEITMURATOVA Eleonora Yusupovna, doctor of geological and mineralogical sciences, professor, corresponding member of NAS RK, head of the laboratory of the Institute of geological sciences named after K.I. Satpayev (Almaty, Kazakhstan) H=11

SAGINTAYEV Zhanay, Ph.D, associate professor, Nazarbayev University (Nursultan, Kazakhstan) H = 11

FRATTINI Paolo, Ph.D, associate professor, university of Milano-Bicocca (Milan, Italy) H = 28

News of the National Academy of Sciences of the Republic of Kazakhstan. Series of geology and technology sciences.

ISSN 2518-170X (Online),

ISSN 2224-5278 (Print)

Owner: RPA «National Academy of Sciences of the Republic of Kazakhstan» (Almaty).

The certificate of registration of a periodical printed publication in the Committee of information of the Ministry of Information and Social Development of the Republic of Kazakhstan **No. KZ39VPY00025420**, issued 29.07.2020.

Thematic scope: *geology, chemical technologies for oil and gas processing, petrochemistry, technologies for extracting metals and their connections.*

Periodicity: 6 times a year.

Circulation: 300 copies.

Editorial address: 28, Shevchenko str., of. 219, Almaty, 050010, tel. 272-13-19

<http://www.geolog-technical.kz/index.php/en/>

© National Academy of Sciences of the Republic of Kazakhstan, 2021

Address of printing house: ST «Aruna», 75, Muratbayev str, Almaty.

NEWS

OF THE NATIONAL ACADEMY OF SCIENCES OF THE REPUBLIC OF KAZAKHSTAN

SERIES OF GEOLOGY AND TECHNICAL SCIENCES

ISSN 2224-5278

Volume 4, Number 448 (2021), 36-41

<https://doi.org/10.32014/2021.2518-170X.79>

UDC 669.1.017

Khairullayev N.B.^{1*}, Aliev S.B.², Aben Y.Kh.¹, Uisimbek A.A.¹

¹Satbayev University, Almaty, Kazakhstan;

²Institute of Comprehensive Exploitation of Mineral Resources, Moscow, Russia.

E-mail: khayrullaev.n@gmail.com

STUDY OF THE EFFECT OF SOLUTION ACTIVATION ON THE DENSITY OF THE PREGNANT SOLUTION AND ON THE CONTENT OF THE USEFUL COMPONENT

Abstract: this paper presents the results of a laboratory study of the influence of the activation of the leaching solution on the density of the solution and the content of the useful component in the productive solution during the development of uranium deposits by the method of in-situ leaching (ISL). Comparative dependences of the density of the solution and the content of the useful component in the productive solution were obtained during leaching of uranium without activation and with activation of the solution. When conducting studies with non-activated and activated solutions for 5 minutes, and a reaction time of 5 minutes, the density of the leaching solution is 1.32 m³ / t and 1.34 m³ / t, respectively, and the content of the useful component in the productive solution is 4.06 mg / l and 4.48 mg / l, respectively, i.e. with the same density of the productive solution and the reaction time, the content of the useful component in the activated solution is 10% higher. With a reaction time of 10 minutes, the content of the useful component in the activated solution is 19% higher. Activation of the solution from 5 minutes to 10 minutes leads to a decrease in the density of the solution, while the content of the useful component in the productive solution increases. A further increase in activation leads to an increase in the density and content of the useful component in the solution.

Key words: in-situ leaching (ISL), leaching solution, productive solution, solution activation, density, content of useful component.

Introduction. In recent years, significant amounts of funds have been invested in the development of the uranium industry: over the past 15 years, the volume of investments has exceeded US \$ 3 billion. This led to a steady increase in production volume: from 2004, the volume of uranium mining increased more than 6 times.

To the mining group of JSC NAK Kazatomprom includes 16 enterprises with full and partial ownership that are developing 20 underground mines in-situ leaching. Uranium deposits are located on the territories of South Kazakhstan, Kyzylorda and Akmola regions [1-12].

Currently, all uranium deposits in Kazakhstan are mined by in-situ leaching.

In-situ leaching is a physicochemical process of mining minerals (metals and their salts) by washing them out of the rock with various solvents pumped into the reservoir through wells.

The process starts with drilling wells, explosives or hydraulic fracturing can also be used to facilitate the penetration of the solution into the reservoir. After that, a solvent (leaching agent) is

pumped into the well through a group of injection wells, where it combines with the ore. The mixture containing the dissolved ore is then pumped through pumping holes to the surface where it is extracted.

Underground leaching is an alternative to open pit and underground mining. Compared to them, underground leaching does not require a large amount of excavation or direct contact of workers with rocks at their location. Effective even in poor deposits, as well as for deep-seated ores.

Despite its advantage, there are a number of disadvantages, the main of which are an increase in the cost of production and a decrease in the content of the useful component in the rock mass.

There are various ways to improve the technology of underground borehole leaching and increase the recovery of uranium content in the productive solution [1,2,3,4]. But they are expensive and technologically difficult to use. Therefore, the purpose of this work is to study the influence of the activation (cavitation) process of the leaching solution on the density and content of the useful component in the productive solution.

One of the methods is the cavitation of the leaching solution to increase the recovery of the useful component from the massif.

Cavitation is the process of formation and subsequent collapse of bubbles in a liquid flow, accompanied by noise and hydraulic shocks, the formation of cavities (cavitation bubbles, or voids) in the liquid, which may contain rarefied vapor [5,6]. Cavitation occurs as a result of a local decrease in pressure in a liquid, which can occur either with an increase in its velocity (hydrodynamic cavitation), or with the passage of a high-intensity acoustic wave during a half-period of rarefaction (acoustic cavitation); there are other reasons for the effect. Moving with the flow to a region with a higher pressure or during a half-period of compression, the cavitation bubble collapses, while emitting a shock wave. Basically, cavitation has the same mechanism of action as a shock wave in air, which occurs when a solid body overcomes a sound barrier.

In [7], we found that the use of the cavitation effect leads to an increase in the content of the useful component in the productive solution. However, in the course of the conducted studies, it was found that with an increase in the degree of cavitation, the density of the leaching solution changes, which can lead to a change in the gravity and, accordingly, the process of precipitation of the productive solution. This, in turn, can lead to a change in uranium recovery.

Technological solutions have increased density and viscosity in comparison with groundwater [8]. In a medium uniform in permeability, technological solutions will tend to move mainly along the lower part of the aquifer. The practice of underground leaching confirms the sinking of heavier solutions into the lower part of the aquifer. The higher the concentration of the solution, and, consequently, its density, the higher the speed of gravitational descent. The rate of gravitational lowering of solutions in the absence of fluid movement under the action of the difference in pressure can be approximately determined from the following expression [8]:

$$v_{\Gamma} = \frac{K_{\phi}}{n_{\circ}} \frac{\Delta\gamma}{\gamma\eta} \quad (1)$$

Where, K_{ϕ} – filtration coefficient;

$\Delta\gamma$ – the difference between the densities of the displacing and displaced fluid;

n_{\circ} – effective porosity;

η – coefficient of anisotropy.

In permeable ore-bearing sands, V_{Γ} is usually about 1 cm/h. Studies show that when using a filter

limited by an ore interval, the lower part of the aquifer (below the filter) is exposed to the reagent and, in addition, losses of solutions, the richest in the useful component, can occur in it.

Therefore, to study the effect of the cavitation process on the change in the density of the solution and the extraction of uranium, laboratory studies were carried out.

Laboratory work technique. The main task solved during laboratory work: obtaining comparative data on the activity and density of a sulfuric acid solution during leaching of a model substance, depending on the degree of treatment of the solution with a cavitator.

The working unit for leaching research consists of a LAUDAECO - 4 thermostat, a thermostated glass beaker and a BP 8000 EKROS mechanical stirrer. The appearance of the leaching plant is shown in Figure 1. Leaching experiments are carried out as follows. The thermostat turns on and sets the required temperature for work. The required amount of sulfuric acid solution is poured into a thermostated glass, dipped into a solution mixer and the timer is set for the time required for the solution in the thermostated glass to reach the temperature of the thermostat.

Before the start of a series of leaching experiments, preliminary experiments were carried out, according to the results of which the volume of the leaching solution was selected - 200 ml, L:S = 2/1, the leaching time was 60 minutes, the concentration of sulfuric acid in the solution was 10 g/l. One of the main promising proposals for increasing the turnaround time of wells is the use of increasing the activity of the leaching solution by treating it with a cavitator. A laboratory setup with a cavitator (Figure 2) consists of a closed loop, which includes a centrifugal pump with an electric drive, a cavitator, a pipeline, a drain valve tank [9].



Figure 1: Working installation for the study of leaching on a mixer

The process of processing the leaching electrolyte with a cavitator is carried out as follows. A working sulfuric acid solution is poured into the container and the electric pump motor is turned on. The solution passes under pressure through the cavitator and returns to the container. To determine the pumping speed, control measurements were

carried out, as a result of which it was determined that the flow rate of the liquid was 1 liter in 3 seconds.

To obtain comparative data, laboratory studies were carried out with both the initial solution and the activated solution.

Results and its discussion. The results of the study of changes in the density of the non-activated solution and the content of the useful component in the solution are presented in table 1 and in Figure 3.

Table 1. Change in density (A) and the content of reference metal in the original non-activated leaching solution (C, g/l)

Parameters	Reaction time, min				Initial solution
	5	10	20	30	
A	1,323	1,398	1,468	1,542	

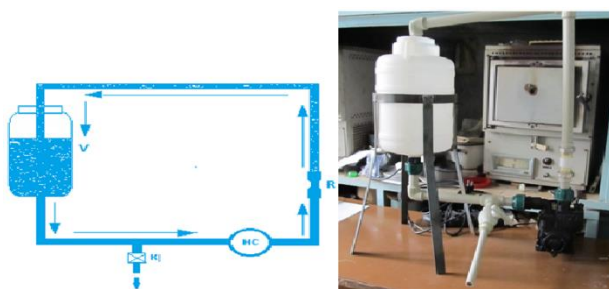


Figure 2. Laboratory installation with a cavicator

As can be seen from the table, with an increase in the reaction time with a solution without activation (initial solution) from 5 minutes to 30 minutes, the density of the solution increases from 1.32 m³ / t to 1.54 m³ / t, i.e. increases by 17%, while the content of the useful component in the productive solution increases by 15%.

By processing the data in Table 1, graphs of the change in density and the content of the reference metal in the original leaching solution were obtained (Figure 3).

The results of the study of changes in the density of the solution and the content of the useful component in the solution during its processing with a cavicator for 3 to 20 minutes are presented in Table 2 and Figure 4.

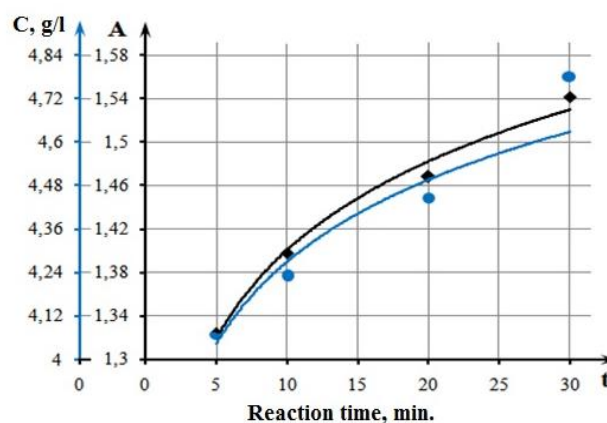


Figure 3. Graph of the change in density (A) and the content of equivalent metal in the original leaching solution (C, g/l) versus leaching time (reaction time)

Table 2. Time variation of the density (A) and the content of the useful component in the leaching solution (C, g/l) after treatment of the solution with a cavicator.

Parameters		Reaction time, min	
		5	10
Treatment of the solution with a cavicator for 3 minutes.	Density (A)	1,42	1,492
	Metal content in the productive solution (C, g/l)	4,48	4,51
Treatment of the solution with a cavicator for 5 minutes.	Density (A)	1,34	1,432
	Metal content in the productive solution (C, g/l)	4,80	5,06
Treatment of the solution with a cavicator for 10 minutes.	Density (A)	1,4	1,463
	Metal content in the productive solution (C, g/l)	4,80	5,09
Treatment of the solution with a cavicator for 20 minutes.	Density (A)	1,419	1,54
	Metal content in the productive solution (C, g/l)	4,30	4,67

By processing the data in Table 2, graphs of the change in density (A) and the content of the reference metal in the leaching solution (C, g/l) were obtained with a reaction time of 5 minutes.

From the analysis of the table it follows that when the solution is processed with a cavitator for 3 minutes, the density of the solution is 1.42 m³/t, with an increase in the cavitation time to 5 minutes, it led to a decrease in density to 1.34 m³/t, and a further increase in the cavitation time to 10 - 20 minutes has already led to an increase in the density of the solution to 1.42 m³/t. The content of the useful component in the productive solution during cavitation for 3 minutes was 4.48 g/l, and at 5, 10 - 20 minutes, 4.8 g/l and 4.3 g/l, respectively.

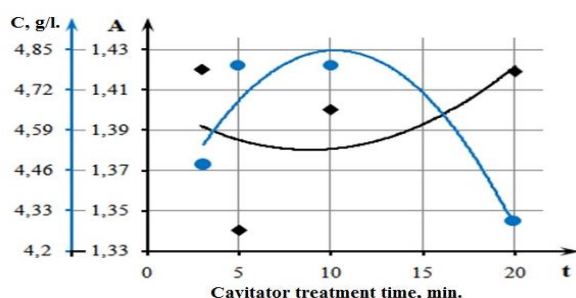


Figure 4. Graph of the change in density (A) and the content of equivalent metal in the leaching solution (C, g/l) versus the time of treatment with a cavitator with a reaction time of 5 minutes.

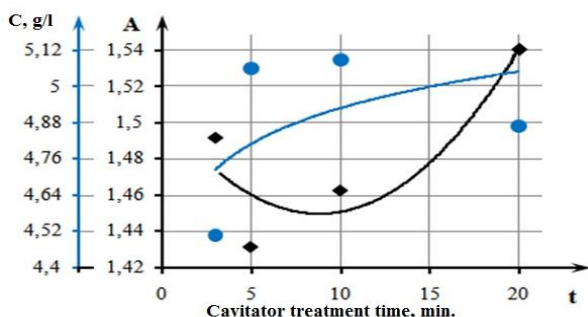


Figure 5: Graph of the change in density (A) and

the content of equivalent metal in the leaching solution (C, g/l) versus the time of treatment with a cavitator with a reaction time of 10 minutes.

Changes in the density of the productive solution and the content of the useful component in the productive solution at 10 minutes of reaction are shown in Figure 5.

From the analysis of the table, it follows that when the solution is processed with a cavitator for 3 minutes, the density of the solution is 1.49 m³/t, with an increase in the cavitation time to 5 minutes, it led to a decrease in density to 1.43 m³/t, and a further increase in the cavitation time to 10 - 20 minutes has already led to an increase in the density of the solution to 1.54 m³/t. The content of the useful component in the productive solution during cavitation for 3 minutes was 4.51 g/l, and at 5, 10 - 20 minutes, respectively, 5.06 g/l and 4.67 g/l.

Conclusions. When conducting studies with an inactivated solution and an activated solution for 5 minutes, and a reaction time of 5 minutes, the density of the leaching solution is 1.32 m³/t and 1.34 m³/t, respectively, and the content of the useful component in the productive solution is 4.06 mg/l and 4.48 mg/l, respectively. Thus, with the same density of the productive solution and the reaction time, the content of the useful component in the activated solution is 10% higher. With a reaction time of 10 minutes, the content of the useful component in the activated solution is 19% higher. Activation of the solution from 5 minutes to 10 minutes leads to a decrease in the density of the solution, while the content of the useful component in the productive solution increases. A further increase in activation leads to an increase in the density and content of the useful component in the solution.

Хайруллаев Н.Б.^{1*}, Алиев С.Б.², Абен Е.Х.¹, Уйсимбек А.¹

¹Сәтбаев университеті, Алматы, Қазақстан;

²Жер қойнауын кешенді игеру мәселелері институты, Мәскеу, Ресей.

E-mail: khayrullaev.n@gmail.com

ЕРІТІНДІНІ БЕЛСЕНДІРУДІҢ ӨНІМДІ ЕРІТІНДІНІҢ ТЫҒЫЗДЫҒЫНА ЖӘНЕ ПАЙДАЛЫ КОМПОНЕНТТІҢ МӨЛШЕРІНЕ ӘСЕРІН ЗЕРТТЕУ

Аннотация: бұл жұмыста шаймалау ерітіндісінің активтенуінің ерітіндінің тығыздығына және жерасты ұңғымалық шаймалау (ЖҮШ) әдісімен уран кен орындарын өңдеу кезінде өнімді ерітіндідегі пайдалы компоненттің құрамына әсерін зертханалық зерттеу нәтижелері келтірілген. Уранды активтендірмей және ерітіндіні белсендіре отырып сілтілеу кезінде ерітінді тығыздығының және өнімді ерітіндідегі пайдалы компоненттің құрамының салыстырмалы тәуелділігі алынды. Белсенді емес және белсендірілген ерітінділермен 5 минут және реакция уақыты 5 минут ішінде зерттеулер

жүргізген кезде шаймалау ерітіндісінің тығыздығы тиісінше 1,32 м³/т және 1,34 м³/т құрайды, ал өнімді ерітіндідегі пайдалы компоненттің құрамы тиісінше 4,06 мг/л және 4,48 мг/л құрайды, яғни өнімді ерітіндінің тығыздығы мен реакция уақытының бірдей шамасы кезінде активтендірілген ерітіндідегі пайдалы компоненттің құрамы 10%-ға артық болады. Реакция уақыты – 10 минут, белсенді ерітіндідегі пайдалы компоненттің мөлшері 19%-ға көп. 5 минуттан 10 минутқа дейін ерітіндінің активтенуі ерітіндінің тығыздығының төмендеуіне әкеледі, ал өнімді ерітіндідегі пайдалы компоненттің мөлшері артады. Активтендірудің одан әрі артуы ерітіндідегі пайдалы компоненттің тығыздығы мен құрамының жоғарылауына әкеледі.

Түйін сөздер: жерасты ұңғымалық шаймалау (ЖҰШ), шаймалау ерітіндісі, өнімді ерітінді, ерітіндінің активтенуі, тығыздығы, пайдалы компоненттің құрамы.

Хайруллаев Н.Б.^{1*}, Алиев С.Б.², Абен Е.Х.¹, Уйсимбек А.¹

¹Satbayev University, Алматы, Қазақстан;

²Институт проблем комплексного освоения недр, Москва, Россия.

E-mail: khayrullaev.n@gmail.com

ИССЛЕДОВАНИЕ ВЛИЯНИЯ АКТИВАЦИИ РАСТВОРА НА ПЛОТНОСТЬ ПРОДУКТИВНОГО РАСТВОРА И НА СОДЕРЖАНИЕ ПОЛЕЗНОГО КОМПОНЕНТА

Аннотация: в данной работе приведены результаты лабораторных исследований влияния активации выщелачивающего раствора на плотность раствора и содержание полезного компонента в продуктивном растворе при отработке месторождений урана методом подземного скважинного выщелачивания (ПСВ). Получены сравнительные зависимости плотности раствора и содержание полезного компонента в продуктивном растворе при выщелачивании урана без активации и с активацией раствора. При проведении исследований с неактивированным и активированным растворами в течение 5 минут и времени реакции 5 минут плотность выщелачивающего раствора составляет соответственно 1,32 м³/т и 1,34 м³/т, а содержание полезного компонента в продуктивном растворе – соответственно 4,06 мг/л и 4,48 мг/л, т.е. при одинаковой величине плотности продуктивного раствора и времени реакции содержание полезного компонента в активированном растворе больше на 10%. При времени реакции – 10 минут, содержание полезного компонента в активированном растворе больше на 19%. Активация раствора от 5 минут до 10 минут приводит к снижению плотности раствора, при этом содержание полезного компонента в продуктивном растворе возрастает. Дальнейшее повышение активации приводит к повышению плотности и содержанию полезного компонента в растворе.

Ключевые слова: подземное скважинное выщелачивание (ПСВ), выщелачивающий раствор, продуктивный раствор, активация раствора, плотность, содержание полезного компонента.

Information about the authors:

Khairullayev Nursultan - Ph.D. student. Non-commercial joint-stock company "Satbayev University", the department "Mining", Almaty, the Republic of Kazakhstan, E-mail: khayrullaev.n@gmail.com, ORCID ID: <https://orcid.org/0000-0001-9702-2430>;

Aliev Samat Bikitaevich - Doctor Ph.D., Professor. Non-commercial joint-stock company "Institute of Comprehensive Exploitation of Mineral Resources Russian Academy of Sciences", Moscow, the Russian Federation, E-mail: alsamat@gmail.com, ORCID ID: <https://orcid.org/0000-0002-3699-832>;

Aben Erbolat - PhD in Engineering Science., Assoc. Professor. Non-commercial joint-stock company "Satbayev University", the department "Metallurgy and Mineral Processing", Almaty, the Republic of Kazakhstan, E-mail: y.aben@satbayev.university, ORCID ID: <https://orcid.org/0000-0001-8537-229X>;

Uisimbek Akbope - Master's degree student in Technical Science. Non-commercial joint-stock company "Satbayev University", the department "Metallurgy and Minerals processing", Almaty, the Republic of Kazakhstan, E-mail: a.uisimbek@satbayev.university, ORCID ID: <https://orcid.org/0000-0002-5399-4331>.

REFERENCES

[1] Bushkov K., Timofeyev V.P., Shalagin M.V., Specificity of the hydrogeological conditions of the Khiagdinskoye field and its possible impact on the development of the field by in-situ leaching // Abstracts of the Third International Symposium "Uranium: Geology, Resources, Production". - M.: FSUE "VIMS", - 2013, page 31-32.

- [2] Prinzin N.A., Sadykov M.Zh., Alybayev Zh.A., Duiswbayev B.O. The use of thermohydrolysis for the separation of uranium and aluminum. Complex use of mineral raw materials. №5 (2010).
- [3] Kenzhaliyev B.K., Kul'deev E.I., Lukanov V.A., Bondarenko I.V., Motovilov I.Y., & Temirova S.S. (2019). Production of Very Fine, Spherical, Particles of Ferriferous Pigments from the Diatomaceous Raw Material of Kazakhstan. *Glass and Ceramics*, 76(5-6), 194–198. <https://doi.org/10.1007/s10717-019-00163-w>
- [4] Yusupov Kh.A., Dzhakupov D.A. Ammonium bifluoride in chemical treatment of boreholes in in-situ uranium leaching. *Gornyy zhurnal*. 2017, no 4, pp. 57-60. [In Russ].
- [5] Pirsol I. Cavitation / Yu.F. Zhuravleva; L.A. Epshtein. - M.: Мир, 1975. - 96 page.
- [6] Knapp R., Daley J., Hammitt F. Cavitation. 1974. - 678 page.
- [7] E. Aben, Zh. Markenbayev, N. Khairullaev, S. Myrzakhmetov, Kh. Aben, "Study of change in the leaching solution activity after treatment with a cavitator. "Mining of Mineral Deposits", volume 13 (2019), Issue 4, pp. 114-120.
- [8] Han-Ling Zhuo. Substantiation of the degree of saturation of lumps and the dynamics of the movement of solutions during heap leaching of metals: dissertation ... candidate of technical sciences. - Moscow, 2009. 106 p.
- [9] Aben E.Kh., Rustemov S.T., Bakhmagambetova G.B., Akhmetkhanov D. Increased metal recovery based on the activation of the leach solution. *Mining Informational and Analytical Bulletin*, 2019;(12). – page 169-179.
- [10] Panichkin A.V., Kenzhaliyev B.K., Kenzhegulov A.K., Imbarova A.T., Karboz Zh.A., Shah A. (2020). The effect of the catalytic layer composition on the hydrogen permeability of assymmetric tantalum-based membranes. *Kompleksnoe Ispol'zovanie Mineral'nogo syr'â / Complex Use of Mineral Resources / Mineraldik Shikisattardy Keshendi Paidalanu*, 4(315), 82–95. <https://doi.org/10.31643/2020/6445.40>.
- [11] Yessengazyev A., Ultarakova A., Kenzhaliyev B., Burns P.C. Research of the leaching process of industrial waste of titanium production with nitric acid. *Journal of Chemical Technology and Metallurg*, 2019. Vol. 54, Issue 5, pp. 1061-1071.
- [12] Balikhin A.V. Uranium mineral-resources: the current state and perspectives for development. Review. // *Kompleksnoe Ispol'zovanie Mineral'nogo syr'â / Complex Use of Mineral Resources / Mineraldik Shikisattardy Keshendi Paidalanu* – 2019. – №1. – P. 36-50. <https://doi.org/10.31643/2019/6445.05>.

МАЗМҰНЫ-СОДЕРЖАНИЕ-CONTENTS

Akhmetov S.M., Akhmetov N.M., Zaidemova Zh.K., Iklasova Zh.U., Ikhsanov E.U. PERFORMANCE OF GROUND CHAIN DRIVES OF ROD PUMP UNITS FOR HIGH-VISCOSITY OIL EXTRACTION.....	6
Gladyshev S.V., Abdulvaliyev R.A., Imangalieva L.M., Zaihidee Fardila M., Manapova A.I. PROCESSING OF INDUSTRIAL PRODUCTS WHEN DISPOSING OF COPPER ELECTRO-REFINING SOLUTIONS.....	15
Hendri Pratama, Mohamed Nor Azhari Azman, Olzhas B. Kenzhaliyev, Hendra Wijaya, Gulzhaina K. Kassymova APPLICATION OF AUGMENTED REALITY TECHNOLOGY AS AN INTERACTIVE LEARNING MEDIUM IN GEOGRAPHY SUBJECTS.....	21
Imashev A.Zh., Sudarikov A.E., Musin A.A., Suimbayeva A.M., Asan S.Yu. IMPROVING THE QUALITY OF BLASTING INDICATORS BY STUDYING THE NATURAL STRESS FIELD AND THE IMPACT OF THE BLAST FORCE ON THE ROCK MASS.....	30
Khairullayev N.B., Aliev S.B., Aben Y.Kh., Uisimbek A.A. STUDY OF THE EFFECT OF SOLUTION ACTIVATION ON THE DENSITY OF THE PREGNANT SOLUTION AND ON THE CONTENT OF THE USEFUL COMPONENT.....	36
Kenesbayeva A., Nurpeisova M., Levin E. MODELING OF GEODYNAMIC PROCESSES AT HYDROCARBON DEPOSIT.....	42
Moldabayeva G.Zh., Suleimenova R.T., Bimagambetov K.B., Logvinenko A., Tuzelbayeva S.R. EXPERIMENTAL STUDIES OF CHEMICAL AND TECHNOLOGICAL CHARACTERISTICS OF CROSS-LINKED POLYMER SYSTEMS APPLIED IN FLOW-DIVERSION TECHNOLOGIES.....	50
Mustafayev Zh.S., Sagayev A.A., Alimbayev Ye.N., Pchelkin V.V. HYDROLOGICAL PROFILE OF LOWS OF THE SYRDARYA RIVER UNDER CONDITIONS OF «HARD» ANTHROPOGENIC ACTIVITIES.....	59
Nur Qudus, Feddy Setio Pribadi, Mohamed Nor Azhari Azman IMPLEMENTATION OF THE AHP METHOD TO DETERMINE THE PRIORITY OF RECHARGE AREAS IN THE SEMARANG CITY.....	66
Rakhadilov B.K., Satbayeva Z.A., Wieleba W., Kylyshkanov M.K., Bayzhan D.R. CHANGES IN STRUCTURE AND PROPERTIES OF STRUCTURAL CHROMONICKEL STEELS AFTER PLASMA ELECTROLYTE HARDENING.....	76
Taskinbayev K.M., Pankratov V.F., Obryadchikov O.S., Nyssanova A.S. UNCOMMON OIL FIELD AKZHAR VOSTOCHNY: ANOTHER VERSION OF THE STRUCTURE AND OIL AND GAS CONTENT.....	83
Turgumbayev J.J., Turgunbayev M.S. PREDICTING THE RESISTANCE FORCE OF HOMOGENEOUS GROUND TO CUTTING.....	91
Umarbekova Z.T., Dyusembayeva K.Sh., Ozdoev S.M., Gadeev R.R. THE BAKYRSHIK DEPOSIT'S GOLD MINERALISATION PROSPECTING MODEL.....	99

Sherov A.K., Sherov K.T., Sikhimbayev M.R., Absadykov B.N., Kuanov I.S. RESEARCH OF QUALITATIVE INDICATORS OF A GEAR PUMP WITH TWO-SHAFT CONNECTION FOR PUMPING PETROLEUM PRODUCTS.....	108
Zhakupov A.A., Dzhangel'din D.I., Omarkozhayeva A.N., Mizambekova J.K., Petr Hajek GEO-ECOLOGIZATION OF TOURISM AS A FACTOR OF SUSTAINABLE DEVELOPMENT OF TOURISM REGIONS.....	117
Mashrapova M.A., Zholtayev G.Zh., Abdeli D.Zh., Ozdoyev S.M., Togizov K.S. IMPROVEMENT OF HYDRAULIC FACING METHOD TO INCREASE WELLS PRODUCTIVITY.....	124
Zhaparkulova E.D., Amanbayeva B.Sh., Dzhaisambekova R.A., Mirdadayev M.S., Mosiej J. GEOLOGICAL STRUCTURE OF SOILS AND METHODS OF WATER RESOURCES MANAGEMENT OF THE ASA RIVER.....	130

**Publication Ethics and Publication Malpractice
in the journals of the National Academy of Sciences of the Republic of Kazakhstan**

For information on Ethics in publishing and Ethical guidelines for journal publication see <http://www.elsevier.com/publishingethics> and <http://www.elsevier.com/journal-authors/ethics>.

Submission of an article to the National Academy of Sciences of the Republic of Kazakhstan implies that the described work has not been published previously (except in the form of an abstract or as part of a published lecture or academic thesis or as an electronic preprint, see <http://www.elsevier.com/postingpolicy>), that it is not under consideration for publication elsewhere, that its publication is approved by all authors and tacitly or explicitly by the responsible authorities where the work was carried out, and that, if accepted, it will not be published elsewhere in the same form, in English or in any other language, including electronically without the written consent of the copyright-holder. In particular, translations into English of papers already published in another language are not accepted.

No other forms of scientific misconduct are allowed, such as plagiarism, falsification, fraudulent data, incorrect interpretation of other works, incorrect citations, etc. The National Academy of Sciences of the Republic of Kazakhstan follows the Code of Conduct of the Committee on Publication Ethics (COPE), and follows the COPE Flowcharts for Resolving Cases of Suspected Misconduct (http://publicationethics.org/files/u2/New_Code.pdf). To verify originality, your article may be checked by the Cross Check originality detection service <http://www.elsevier.com/editors/plagdetect>.

The authors are obliged to participate in peer review process and be ready to provide corrections, clarifications, retractions and apologies when needed. All authors of a paper should have significantly contributed to the research.

The reviewers should provide objective judgments and should point out relevant published works which are not yet cited. Reviewed articles should be treated confidentially. The reviewers will be chosen in such a way that there is no conflict of interests with respect to the research, the authors and/or the research funders.

The editors have complete responsibility and authority to reject or accept a paper, and they will only accept a paper when reasonably certain. They will preserve anonymity of reviewers and promote publication of corrections, clarifications, retractions and apologies when needed. The acceptance of a paper automatically implies the copyright transfer to the National Academy of Sciences of the Republic of Kazakhstan.

The Editorial Board of the National Academy of Sciences of the Republic of Kazakhstan will monitor and safeguard publishing ethics.

Правила оформления статьи для публикации в журнале смотреть на сайтах:

[www:nauka-nanrk.kz](http://www.nauka-nanrk.kz)

<http://www.geolog-technical.kz/index.php/en/>

**ISSN 2518-170X (Online),
ISSN 2224-5278 (Print)**

Редакторы: *М.С. Ахметова, А. Ботанқызы, Д.С. Аленов, Р.Ж. Мрзабаева*
Верстка на компьютере *В.С. Зикирбаева*

Подписано в печать 15.08.2021.
Формат 60x881/8. Бумага офсетная. Печать – ризограф.
4,6 п.л. Тираж 300. Заказ 4.